

Light & Design is  
the harmony of  
atmosphere and matter,  
the balance of emotion  
and function, the  
symbiosis of technology  
and delicacy

VIBIA

# Collections

Algorithm	96	Linestra	404	Set	358
Alpha	380	Link	284	Skam Pendant	46
Ameba	122	Link XXL	281	Floor	182
Balance	186	Match	74	Slim	132
Bamboo	440	Mayfair Pendant	92	Structural Ceiling	268
Big Pendant	127	Floor	164	Wall	334
Ceiling	288	Table	212	Suite Floor	178
Big Built-In	293	Meridiano	470	Table	226
Break	450	Micro Wall	408	Wall	369
Brisa	432	Outdoor	464	Swing Floor	194
Centric Ceiling	278	Millenium	402	Table	244
Wall	384	Musa Table	206	Wall	396
Cosmos	102	Wall	344	Tempo Pendant	144
Curtain	140	North Pendant	150	Wall	328
Domo	308	Floor	156	Tube Pendant	32
Duo	256	Wall	398	Ceiling	320
Empty	436	Origami Wall	376	Up	274
Flamingo	68	Outdoor	422	Vol	114
Fold Surface	388	Palma Pendant	78	Warm Pendant	118
Flex	236	Table	222	Floor	198
Funnel Ceiling	312	Wall	348	Table	230
Wall	354	Palo Alto	426	Wind Pendant	136
Guise Pendant	40	Pin Floor	170	Outdoor	444
Ceiling	264	Table	218	Wireflow	50
Wall	340	Wall	362	Wireflow Chandelier	64
Halo	106	Plis Outdoor	468	Wireflow Freeform	60
Halo Jewel	110	Plus Ceiling	304	Wireflow Lineal	56
Halo Wall	410	Outdoor	456	45°	300
I.Cono Floor	175	Puck Ceiling	296		
Table	250	Wall	392		
Wall	372	Puck Wall Art	414		
Jazz Pendant	130	Quadra Ice	316		
Floor	190	Rhythm Horizontal	84		
Table	240	Rhythm Vertical	88		
Join	246	Scotch Ceiling	318		
June	459	Wall	406		
		Outdoor	466		





VIBIA



North Floor, designed by Arik Levy.

Better Spaces. Better Lives.

Light is at the foundation of space design. Alongside architects, interior designers, lighting designers, engineers and dealers, we all aim to improve the world through a single aspiration: creating better spaces to live. We believe life can be much better when we consider light.

# Light your Way

Light your way is an invitation to create atmospheres, emotions and beauty. We listen closely to your aspirations to bring products to life that respond to your insights and needs. Our services and collections evolve alongside the new complexities space designers face, beginning with the onset of an ambition all the way through the realities of installation. Our goal is to provide you the inspiration and tools that let you light as free as possible, to light your way.



Elizabeth Von Lehe and a collaborator discuss over a floor plan.




# Light & Design



Light and design are deeply connected. Essential to each other, they are core to who we are, how we think, and what we make. Our products embody the harmony of atmosphere and matter, the balance of emotion and function, and the connection between delicacy and technology. As such, each of our collections is designed to meet the emotions of a space, set its atmosphere, and reveal the beauty of the designer's vision.

# The Orchestration of Design

Design is an holistic process. From the initial concept to the tiniest detail, we conceive the development of a collection as a collaborative process, like the performance of an orchestra. We conduct a global ecosystem with a wide variety of skilled professionals to perform harmoniously under our direction.



Stefan Diez team tests a Guise prototype in their Munich studio.

# Everlasting Design



Great design transcends. Our network of professionals, united through our love and care for the design process, keep a close watch on every bolt, every wire, every decision. We believe in the intrinsic value of design done well. With everyone grounded in this universal idea, each collection and installation is designed to last, understanding that the everlasting is essential to a better future.

Lievore Altherr Molina

Antoni Arola

Pete Sans

Toan Nguyen

Víctor Carrasco

Sebastian Herkner

Emiliana Design Studio

Víctor Carrasco

Ichiro Iwasaki

Stefan Diez

Ramos & Bassols

Ichiro Iwasaki

Note Design Studio

Arik Levy

X. Claramunt

Ramón Esteve

Ramón Esteve

Diego Fortunato

Constance Guisset

Note Design Studio

Toan Nguyen

Martín Azúa

Jordi Vilardell

Lievore Altherr Molina

Pete Sans

Antoni Arola

Emiliana Design Studio

Sebastian Herkner

Diego Fortunato

Xuclà

X. Claramunt

Arik Levy

Constance Guisset

Ramos & Bassols

Jordi Vilardell

Martín Azúa

# Open Creativity, One Identity

Our process is rooted in collaboration. We exchange concepts and inspiration with a network of world-class product design studios who meet our standards, inviting them to create with us through light and design. We search out these specialists through specific criteria, ensuring that they are aligned with, and contribute to, the ethos of each project. And with each design studio bringing their own soul to the process, we share creativity and reach new boundaries.

# Your Process, Our Commitment

Every space design is a unique dream and, thus, needs unique crafting. Each moment of a process requires different levels of support, interaction, and dialogue. Our work is to embrace your process, work with your individual expression of creativity, and support you in every decision. The spaces you imagine become the material we help uncover, enable, and achieve.

YOUR PROCESS

# Sketching the Idea



Architect Peter Joehnk sketching some ideas for the interior of a hotel room in his Hamburg-based studio, JOI Design.

Every creative process begins with a rush—some product browsing, drawing inspiration from a flurry of sources, with bold ideas waiting to be captured. And as sketches meet paper, and papers evolve into a vision, finding the right instruments to set that atmosphere is paramount.

YOUR PROCESS

# Light your Way



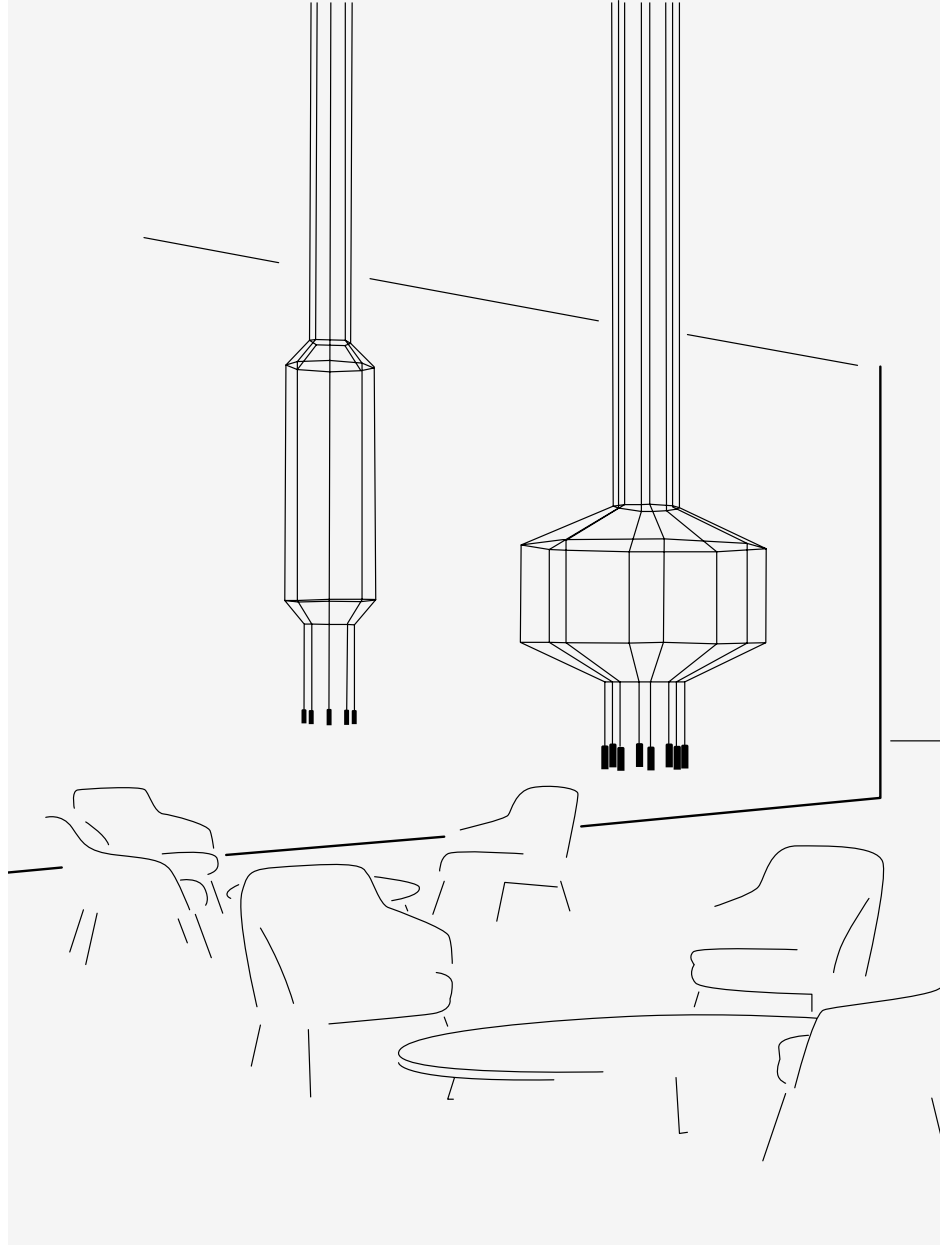
Lighting designer Renée Joosten checks the light temperature of different sources for an upcoming interior design project at the Icrave office in New York.

Every project and every space designer have different needs when it comes to shaping a space. The integration of lights and materials is key when defining the atmosphere that will come to life.



OUR COMMITMENT

# Endless Possibilities



3D simulation of different online configurations of the Wireflow Pendant integrated in a space.

We align with space designers to personalize their space before ever breaking ground. With over fifty product collections, we provide the tools, team and services that allow you to craft a multitude of possibilities. From 3D online composition tools to customized features including color temperature, dimming or finishes, among others, our services hand you the instruments to imagine every possibility.

YOUR PROCESS

# Space Planning



Lighting designer Daniel Blaker working on a space project at Nulty's office in London.

A visionary sticks with an idea long after it is created, and works to craft it until it finally takes form. A keen sense of diligence keeps doubts at bay, and ensures technical, commercial and prescription issues are tightly managed. As every project has different needs, meticulous and persistent care helps keep the process close to its original vision.

OUR COMMITMENT

# By your Side



Interior designer Susanna Cots assisted at her studio by a Vibia regional sales manager.

At every moment of the process, we are by your side. We offer you both on and off commercial and technical support, with the ability to contact us anytime. Whether it is a question about a product, or a conversation about the potential for adapting a space, we will respond nimbly to any issue arising.

YOUR PROCESS

# Quality Demanding



Space designer Elizabeth Von Lehe working with material samples at HDR's New York City office.

As much as design is about building a beautiful space, it is equally about creating one that lasts. As you materialize an atmosphere through luminaires, you want it to last like it is after a long time. All professionals need to ensure excellence, lasting performance, and something more solid than a warranty.

OUR COMMITMENT

# Crafted Expertise



Halo Jewel, designed by Martín Azúa, combines an exquisite light and a very precise diffuser with a perfectly crafted golden-finished steel structure.

Matching the nuance of artisan crafting with the reach of industrial production and technology application, we conduct very accurate quality assessments. Strength and rigor are essential to an extraordinary design; it is our responsibility, our commitment.

YOUR PROCESS

# Space Comes to Life




Interior designer Susanna Cots checks how a finishing sample looks on location for an ongoing project in Peratallada, Spain.

When installation begins, the decisive moment arrives and the expectations of success meet the realities of construction. The arrival of the luminaires is more than a delivery formality. It is a period of inspection, installation, and elation. Perfection is expected.

OUR COMMITMENT

# Every Detail Matters



Vibia design scope also prioritizes installation and maintenance.

In this crucial moment, we ensure orders are always delivered on time, in pristine condition, and with plenty of installation resources available. In bringing products from production to location, our focus is on assisting an easy and fast process with every specific in mind.

YOUR PROCESS

# Tranquility




HDR's Design & Brand Strategy Principal Elizabeth Von Lehe walks down 7th Avenue after work.

Installation is still not the end of the process. Every interior designer continues caring about a piece long after it is installed. You have to be sure that every product has been taken care of. Tranquility shouldn't be a luxury, but a reality. In that final phase of design, the project starts living on its own, and your aim for your atmosphere must not just come to life, but stay alive for a long time.



OUR COMMITMENT

# Under Control



A success team member helping a client at Vibia headquarters in Barcelona.

Our Project Success Team provides creators with a long-term service, including risk prevention, quick response time, and fast diagnosis and repair systems accompanying every project. We work to ensure that long after the lights first turn on, the designer knows that their work will remain as planned.



Vibia Headquarters in Barcelona, Spain.

# An Open Door


Transparency is essential to us. Sharing what we do and how we think is the best way to open ourselves to all levels of collaboration. It is through permanent dialogue and active listening that we are able to understand your needs and concerns. Our doors are always open so that, together, we can imagine the future of light, design and space.



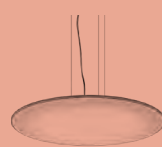
Pendants  
31




Algorithm  
96



Ameba  
122



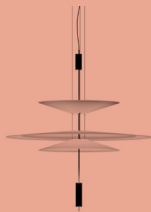
Big  
127



Cosmos  
102



Curtain  
140



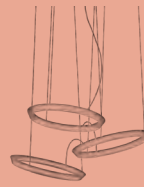
Flamingo  
68



Guise  
40



Guise  
40



Halo  
106



Halo Jewel  
110



Jazz  
130



Match  
74



Mayfair  
92



North  
150



Palma  
78



Rythm Horizontal  
84



Rythm Vertical  
88



Skam  
46



Slim  
132



Tempo  
144



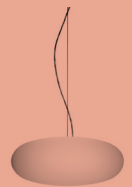
Tempo  
144



Tempo  
144



Tube  
32



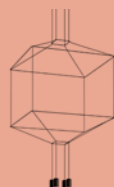
Vol  
114



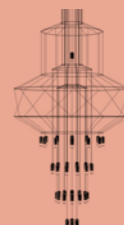
Warm  
118



Wind  
136




Wireflow  
50



Wireflow Chandelier  
64



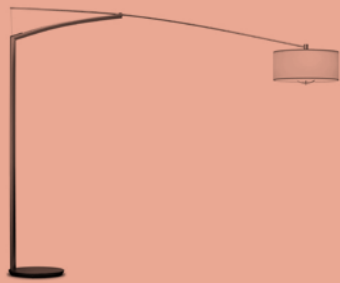
Wireflow Freeform  
60




Wireflow Lineal  
56

---

Floor  
155



Balance  
186



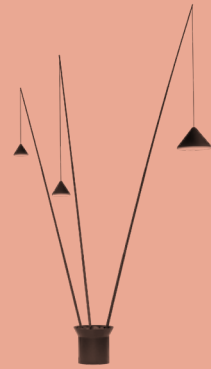
I.Cono  
175



Jazz  
190




Mayfair  
164



North  
156




Pin  
170




Skan  
182



Suite  
178



Swing  
194



Warm  
198

---

Table  
205



Flex  
236



I.Cono  
250



Jazz  
240



Join  
246




Mayfair  
212



Musa  
206



Palma  
222



Pin  
218



Suite  
226




Swing  
244




Warm  
230

Ceiling  
255



Big  
288




Big Built-in  
293



Centric  
278




Domo  
308




Duo  
256



Duo  
256



Funnel  
312




Guise  
264



Link  
284



Link XXL  
281



Plus  
304



Plus  
304



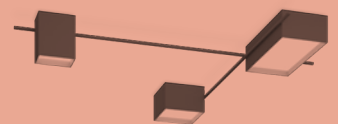
Puck  
296



Quadra Ice  
316



Scotch  
318



Structural  
268



Tube  
320



Up  
274



Up  
274



45°  
300


Wall  
327



Alpha  
380



Alpha  
380




Alpha  
380



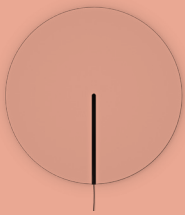
Centric  
384



Fold Surface  
388




Funnel  
354



Guise  
340



Halo Wall  
410



I.Cono  
372



Linestra  
404



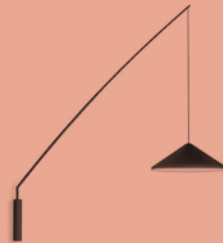
Micro  
408




Millenium  
402



Musa  
344



North  
398



Origami  
376




Palma  
348




Palma  
348



Pin  
362



Puck  
392



Puck Wall Art  
414



Scotch  
406



Set  
358



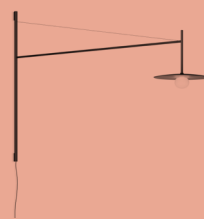
Structural  
334



Suite  
369



Swing  
396



Tempo  
328



Tempo  
328



Tempo  
328



---

Outdoor  
421



Bamboo  
440



Bamboo  
440



Break  
450



Break  
450



Break  
450



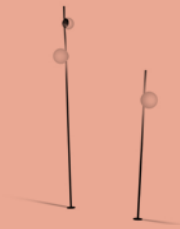
Brisa  
432



Empty  
436



June  
459




June  
459



June  
459




Meridiano  
470



Meridiano  
470



Micro  
464



Origami  
422



Palo Alto  
426



Plis Outdoor  
468




Plus  
456



Scotch  
466



Wind  
444



Wind  
444

---

Product information  
477

Item index  
478

Acknowledgements  
481







# Pendants

Algorithm 96	Match 74	Tube 32
Ameba 122	Mayfair 92	Vol 114
Big 127	North 150	Warm 118
Cosmos 102	Palma 78	Wind 136
Curtain 140	Rhythm Horizontal 84	Wireflow 50
Flamingo 68	Rhythm Vertical 88	Wireflow Chandelier 64
Guise 40	Skam 46	Wireflow FreeForm 60
Halo 106	Slim 132	Wireflow Lineal 56
Halo Jewel 110	Tempo 144	
Jazz 130		

# Tube



Design by Ichiro Iwasaki.

Shade Landscape. A fluid gesture outlines the tubes, which when set out over a space become the structure that facilitates a meeting of the shades in a harmonious coming together.





Tube modular system for every space. This egalitarian option provides personalizable variations for areas where multiple ceiling and pendant light sources are necessary: from dining solutions to lounge and living, hotel, workspaces and retail. Choose from multiple shade sizes, finishes and layouts specific to your space.


**Create personalized Tube layouts at [vibia.com](https://www.vibia.com)**











Tube is a modular pendant and ceiling system with numerous possibilities. Composed of four different size of shades and a black tube that can grow in vertical and horizontal as desired, to bring the light where it is needed in groupings that are integrated with the architecture of the spaces where they are featured.

Ref. 6120, 6125, 6130, 6135.

- 10 White (NCS S 0300-N)
- 15 Grey L2 (NCS S 2500-N)
- 16 Grey M1 (NCS S 4500-N)
- 21 Grey D1 (NCS S 7000-N)

Ref. 6140, 6145, 6150, 6155.

- 10 White (NCS S 0300-N)
- 71 Grey L2, Grey M1, Grey D1 (NCS S 2500-N, NCS S 4500-N, NCS S 7000-N)

Shade: Aluminum.  
 Diffuser: Polycarbonate.  
 Led support: Aluminum.  
 Tubes: Steel. Black finish.  
 Canopy: Steel.

Ref. 6120, 6140, 6150.  
 LED 2700 K. CRI>90. 138 lm/W.

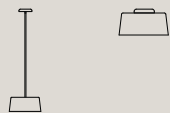
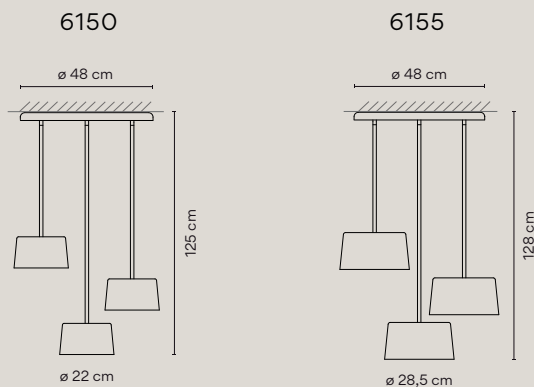
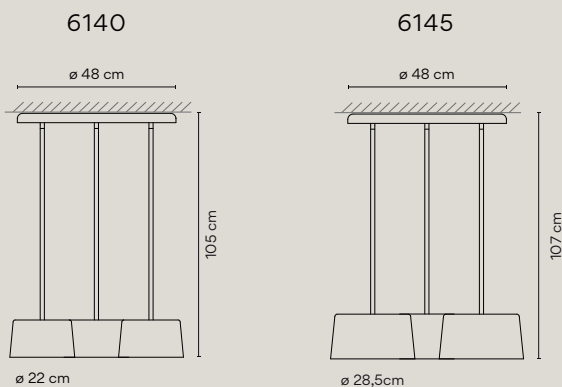
Ref. 6125, 6145, 6155.  
 LED 2700 K. CRI>90. 128 lm/W.

Ref. 6130.  
 LED 2700 K. CRI>90. 145 lm/W.

Ref. 6135.  
 LED 2700 K. CRI>90. 139 lm/W.

Dimming: DALI, 1-10V, Push.

**Personalization options available**  
 - Configuration layout at [vibia.com](http://vibia.com)  
 - LED 3000 K / 4000 K  
 Request more information.






# Guise



Design by Stefan Diez.

Crafted of precision glass and embedded with a row of recessed LEDs, Guise explores the relationship between light and transparency. The light inside the glass appears invisible while the delicately engraved surface radiates an intense glow, the markings beautifully diffusing the light.











Guise is crafted of precision-cut tubes made of borosilicate glass, a lightweight, yet industrial-grade material prized for its superior strength and durability. Embedded with a row of recessed LEDs, the fixture explores the relationship between light and transparency. The light inside the glass appears invisible while the delicately engraved surface radiates an intense glow, the markings beautifully diffusing the light. A special sensor dims by bringing one's hand close to the light, without direct contact.

● 18 Graphite (ADAPTA RF9913WX)

Diffuser: Borosilicate glass.  
LED support: Aluminum.  
Canopy: Steel.

LED 3000 K. CRI >90. 87,12 lm/W.

Ref. 2270, 2272, 2275, 2277,  
228218/26, 228418/26, 228818/26.  
Dimming sensor on the LED support.


Ref. 2271, 228218/23, 228418/23, 228818/23.  
Dimming: 1-10V.

Ref. 2272.  
Electric cable with plug.

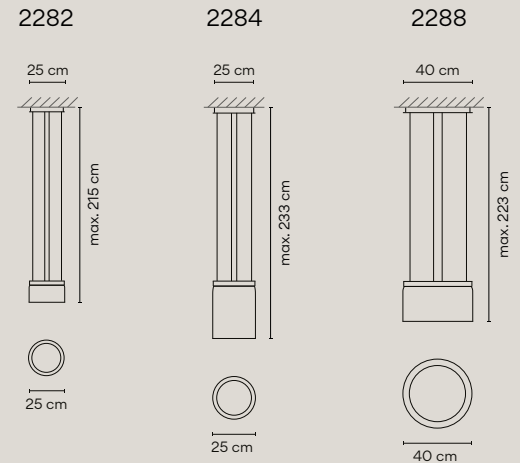
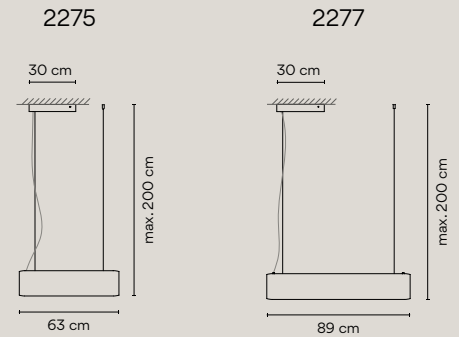
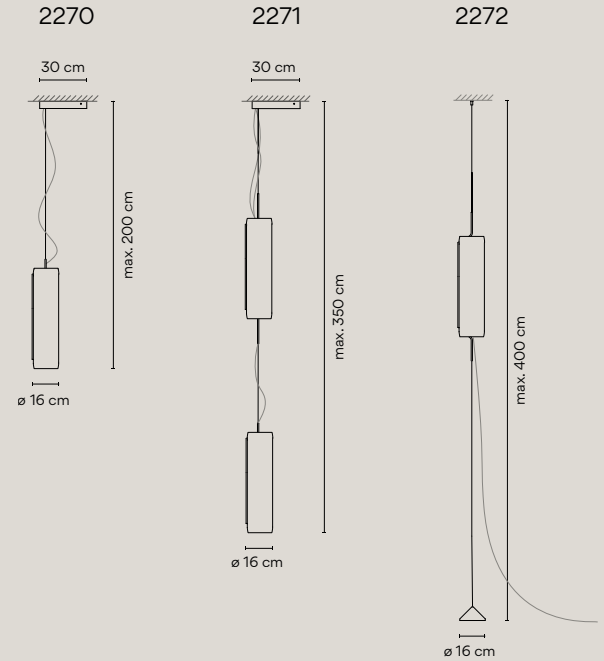
**Personalization options available**  
- Extra cable length  
Request more information.



Dimmer: optical sensor.



Pg 40 Pg 264 Pg 340



# Skán



Design by Lievore, Altherr, Molina.

Minimal volume and maximum lighting functionality. Skán represents a return to what is essential: pure, delicate lines in which the light is the fundamental element while the shape is almost invisible.



Skans sleek disc design is defined by its pure form and simple lines. Like an elegant bird hovering overhead, it's suspended from a long, lean cable. The LED-powered pendant features a steel canopy and diffuser that casts a broad, bright dimmable light. Streamlined and understated, it lends a quiet elegance to any space as a single lamp or in a grouping of three or five pendants.

- 10 White (NCS S 0300-N)
- 11 Black (NCS S 8500-N)
- 24 Beige M1 (NCS S 2500-Y50R)
- 37 Terra Red (NCS S 4040-Y70R)
- 42 Blue M1 (NCS S 5010-B10G)
- 47 Green L1 (NCS S 4005-G80Y)

Shade: Aluminum.  
 Diffuser: Methacrylate.  
 Ceiling rose: Steel.

LED 2700 K. CRI>80. 106 lm/W.

Ref. 0270.  
 Dimming: 0-10V.

Ref. 0271, 0275, 0276, 0280, 0282.  
 Dimming: 1-10V, Push.


Ref. 0270, 0275, 0280, 0282.  
 Surface mounted.

Ref. 0271, 0276.  
 Built-in.

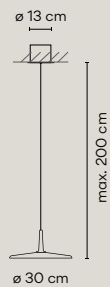
**Personalization options available**

- Finish customization  
 (Available options: Vibia color palette)
  - LED 3000 K / 4000 K
  - Dimming: DALI, Casambi
  - Extra cable length
- Request more information.

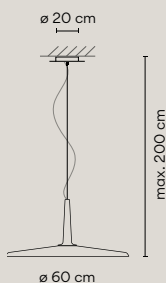
0270



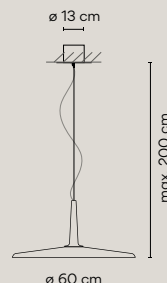
0271



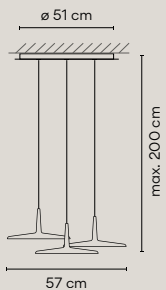
0275



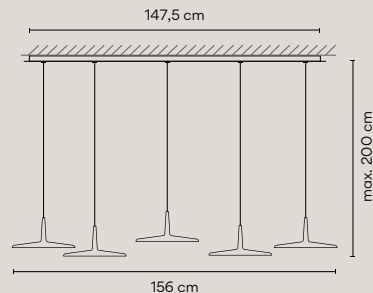
0276



0280



0282





# Wireflow



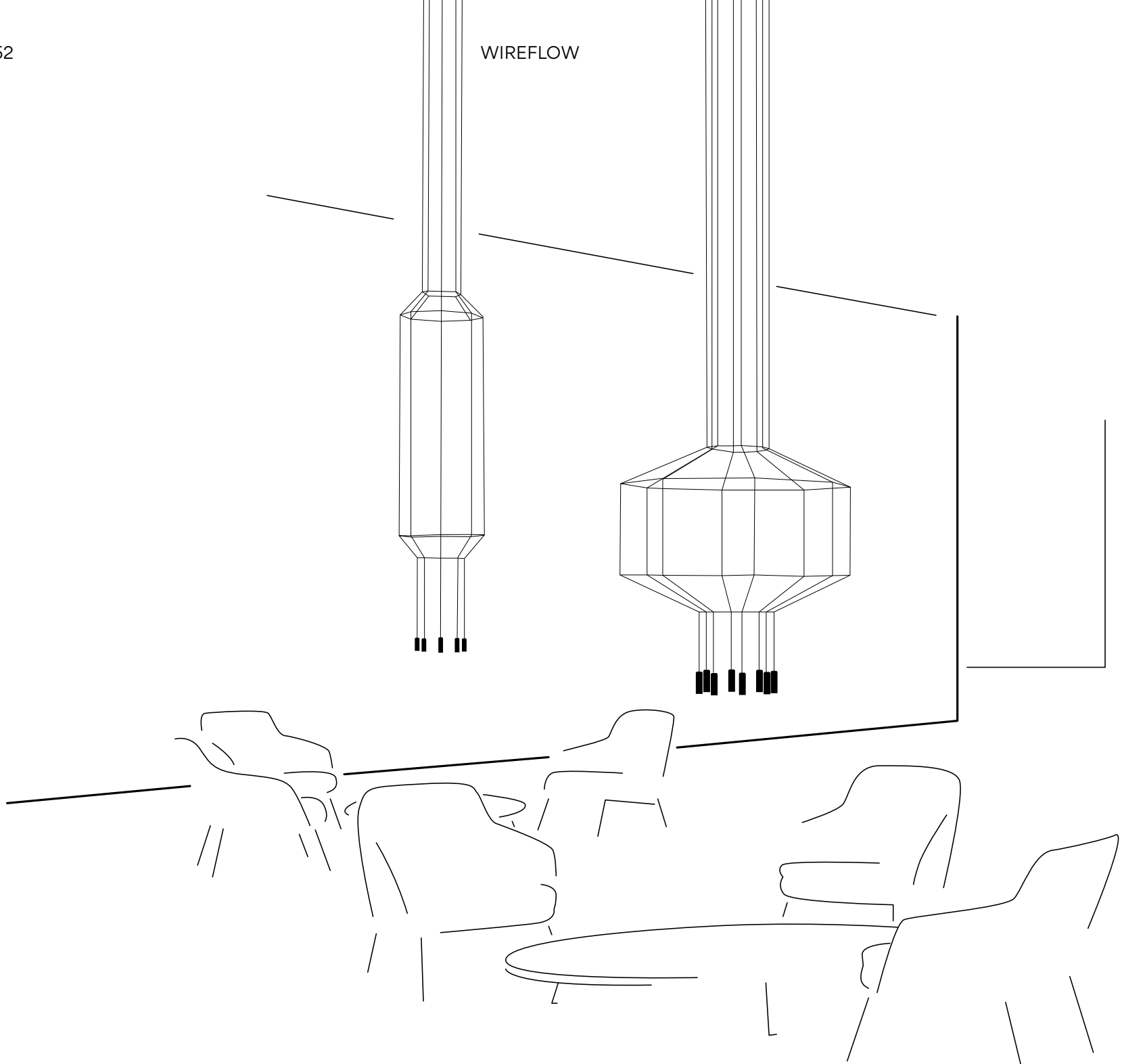
Design by Arik Levy.

Crafted of black, electrical cables, Volumetric's airy, three-dimensional outline lends it the feeling of being at once present and absent. The geometric volumes are tipped with LED light terminals in a contemporary take on the traditional chandelier.





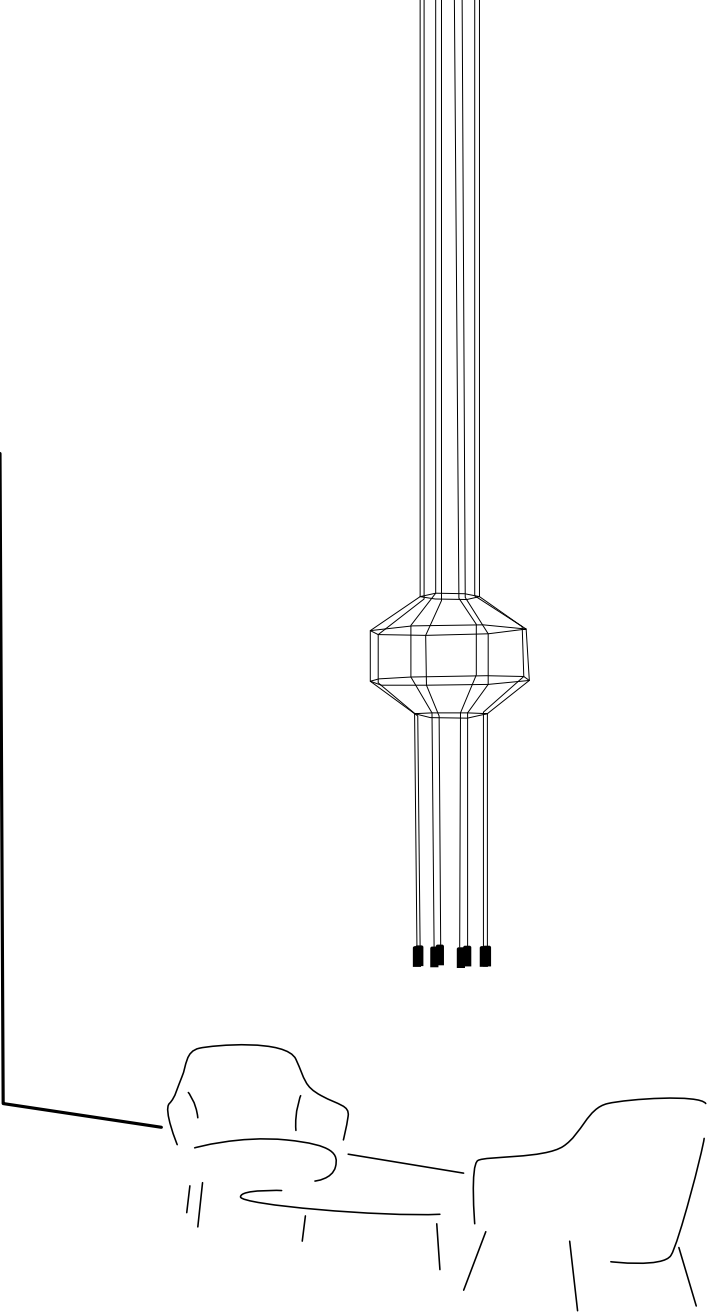


## WIREFLOW



Wireflow volumes for gathering spaces. Illuminate dining, living or working spaces of any scale with geometric shapes that provide a focal point without overpowering the space. Choose from multiple shapes and sizes, plus adjust lengths to suit individual tastes and project needs.

Create a personalized Wireflow pendant at [vibia.com](http://vibia.com)





Wireflow Volumetric pendants offer designs that are at once delicate and dramatic. Featuring intricate arrangements of fine black, electrical cables tipped with LED light terminals, its three-dimensional forms represent a contemporary reinterpretation of the traditional chandelier. Though substantial in size, its airy outline creates a feeling of transparency. Fully customisable in octagonal, square, and hexagonal shapes, Wireflow is available with 4, 6, or 8 diffusers.

● 04 Black (RAL 9005)

Diffuser: Pressed-glass / Polycarbonate.  
Body: Aluminum.  
Rods and Canopy: Steel.

LED 2700 K . CRI>80. 109 lm/W.  
Dimming: DALI, 1-10V, Push.

Ref. 0299, 0300, 0301, 0302, 0303, 0304, 0305, 0306, 0307, 0308, 0309, 0310, 0311, 0312, 0313.  
With pressed-glass diffuser.

Ref. 0399, 0400, 0401, 0402, 0403, 0404, 0405, 0406, 0407, 0408, 0409, 0410, 0411, 412, 0413.  
Without pressed-glass diffuser.  
With polycarbonate diffuser.

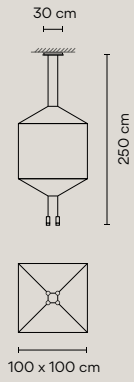
**Personalization options available**  
- Configuration layout at [vibia.com](http://vibia.com)  
- LED 3000 K / 4000 K  
- Dimming: Casambi  
Request more information.

Pressed-glass diffuser.  
\*Without pressed-glass diffuser.

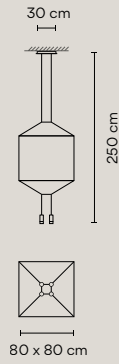


4 LEDs

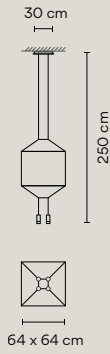
0309 \*0409



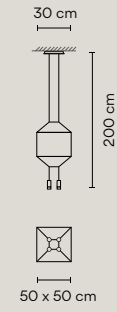
0310 \*0410



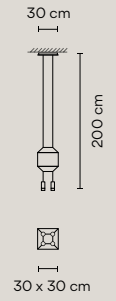
0311. \*0411



0312 \*0412

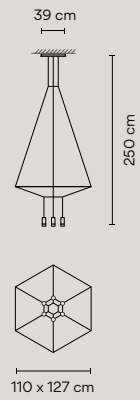


0313 \*0413

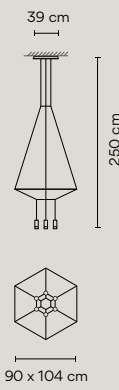


6 LEDs

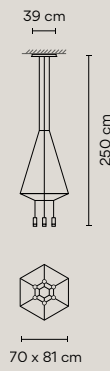
0304 \*0404



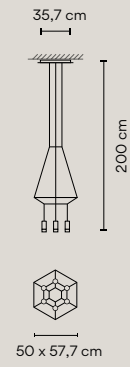
0305 \*0405



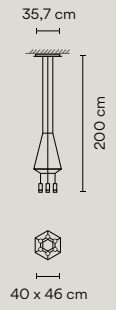
0306 \*0406



0307 \*0407

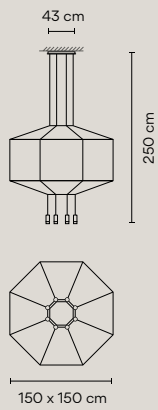


0308 \*0408

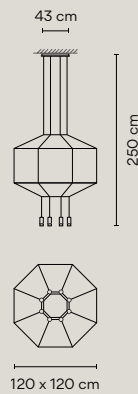


8 LEDs

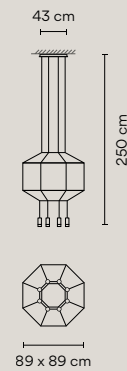
0299 \*0399



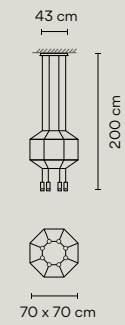
0300 \*0400



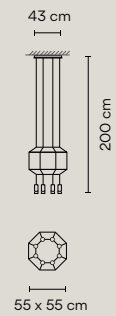
0301 \*0401



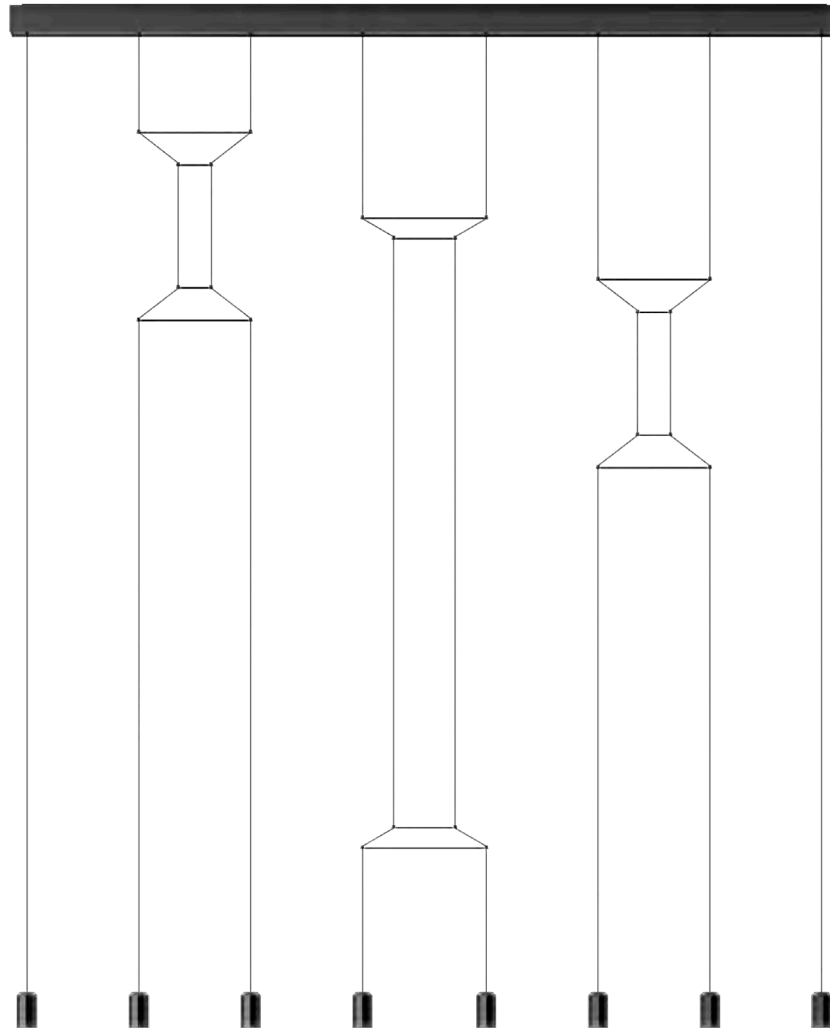
0302 \*0402



0303 \*0403



# Wireflow Lineal



Design by Arik Levy.

Crafted of black, electrical cables and lacquered metal rods, Linear traces an airy, two-dimensional outline that lends it a powerful graphic presence. The slim cables are tipped with LED terminals and can be customised.



Crafted of black, electrical cables and supported by lacquered metal rods, the length and layout of the Lineal pendant can be customised to fit the needs of the space. Tracing pure, minimalist outlines in two dimensions, its substantial size and graphic impact is balanced by its airy architecture. Lineal is tipped with LED light terminals for accent illumination and ideal for lighting large spaces with high ceilings.

● 04 Black (RAL 9005)

Diffuser: Polycarbonate.  
Body: Aluminum.  
Rods and Canopy: Steel.

LED 2700 K . CRI>80. 109 lm/W.  
Dimming: 1-10V, Push.

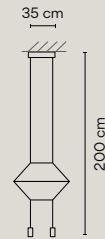
Linear canopy.

**Personalization options available**

- Configuration layout at [vibia.com](http://vibia.com)
  - LED 3000 K / 4000 K
- Request more information.

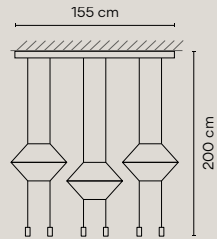
2 LEDs

0320



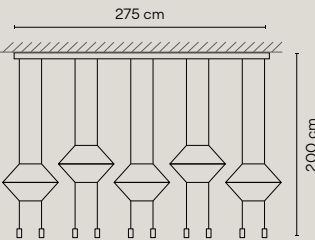
6 LEDs

0325

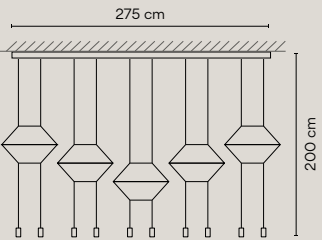


10 LEDs

0330




0332



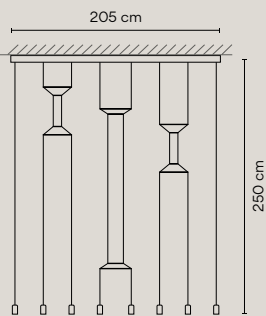
6 LEDs

0338



8 LEDs

0340

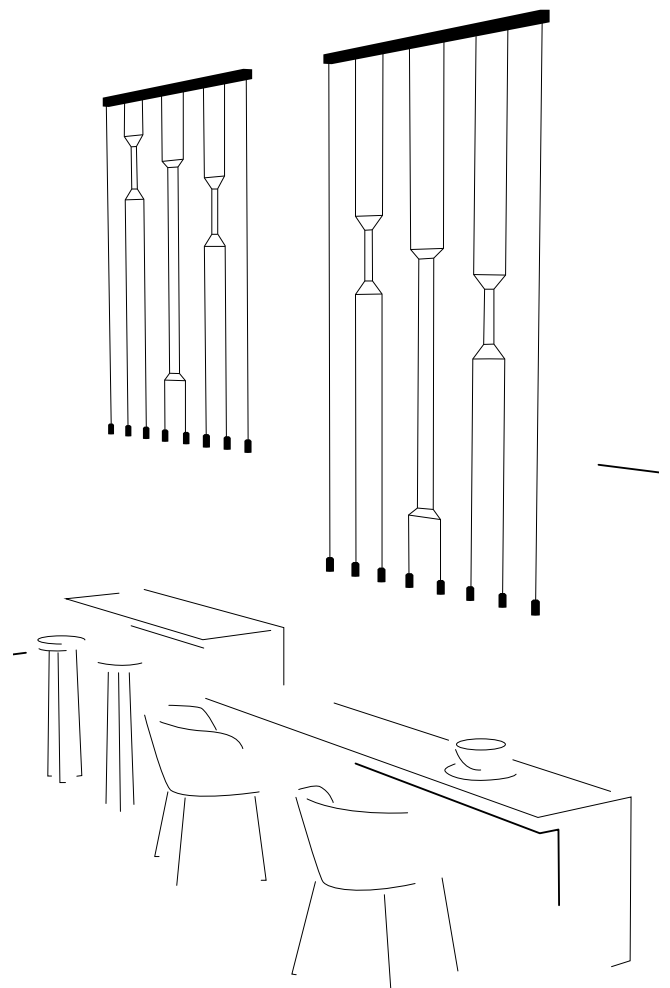






Wireflow lineal pendants for task lighting. Creative designs comprised of lineal black wires to subtly enhance a space over tables, reception desks and bars. Adjust top and bottom lengths for project needs.

**Create your personalized Wireflow lineal at [vibia.com](http://vibia.com)**



# Wireflow FreeForm



Design by Arik Levy.

Crafted of lean, electrical cables that trace airy, geometric outlines, Free Form is equal parts light and fluidity. The customisable fixture features endlessly adjustable shapes and heights, LED light points, and a wall or ceiling canopy to suit any space.



**META  
BAR**

PICNIC IN THE COUNTRY  
TRADITIONAL VALENCIAN  
19th CENTURY

Wireflow's black electrical cables outline myriad geometric shapes on walls or ceilings, creating stunning graphic murals. The Free Form pendant can be configured in endless arrangements and heights with a choice of one to nine LED light points, a glass or optical lens, and a wall or ceiling canopy. Equal parts light and fluidity, the dimmable pendant offers ambient or accent lighting.

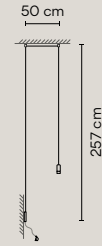
● 04 Black (RAL 9005)

Diffuser: Pressed-glass / Polycarbonate.  
Body: Aluminum.  
Canopy: Steel.  
Ceiling supports: POM.

With plug

1 LED

0348 \*0347



LED 2700 K. CRI>80. 109 lm/W.  
Dimming: DALI, 1-10V, Push.

Ref. 0345, 0348, 0349, 0350, 0351, 0353, 0355, 0356, 0358, 0360.  
With pressed-glass diffuser.

Ref. 0347, 0361, 0362, 0363, 0364, 0365, 0366, 0367, 0368, 0369.

\* Without pressed-glass diffuser, with polycarbonate diffuser.

Ref. 0345, 0361.  
Dimming: 1-10, Push.

Ref. 0347, 0348.  
Dimming: Push.  
With plug.

#### Personalization options available

- Configuration layout at [vibia.com](http://vibia.com)
- LED 3000 K / 4000 K

Ref. 0345, 0361.

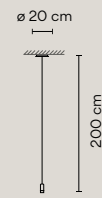
- Dimming: DALI, Casambi  
Ref. 0345, 0349, 0350, 0351, 0353, 0355, 0356, 0358, 0360, 0362, 0363, 0364, 0365, 0366, 0367, 0368, 0369.

- Dimming: Casambi

Request more information.

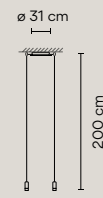
1 LED

0345 \*0361



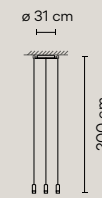
2 LEDs

0349 \*0362



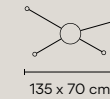
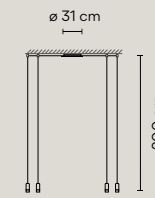
3 LEDs

0350 \*0363



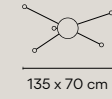
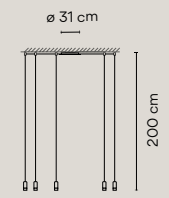
4 LEDs

0351 \*0364



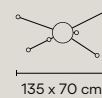
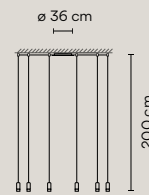
5 LEDs

0353 \*0365



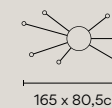

6 LEDs

0355 \*0366



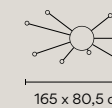
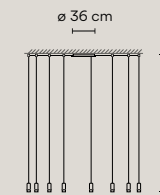
7 LEDs

0356 \*0367




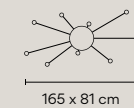
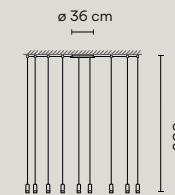
8 LEDs

0358 \*0368



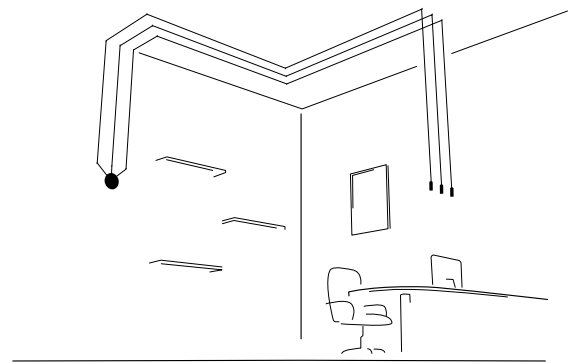
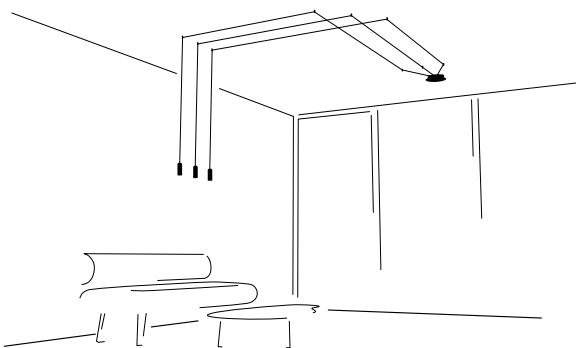



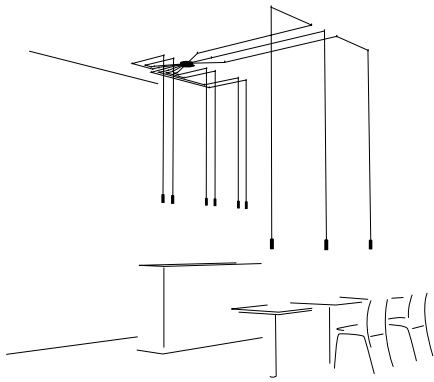
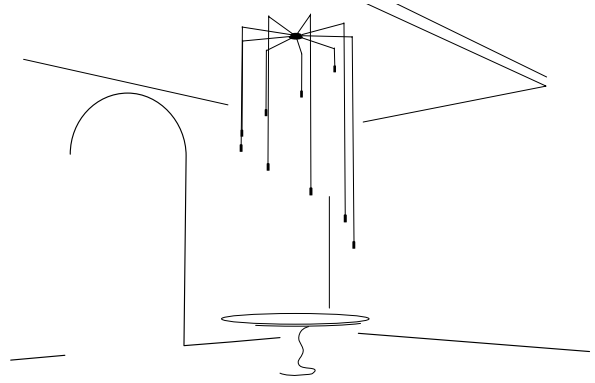
9 LEDs

0360 \*0369



Amorphous creations that climb walls and ceilings. Due to its design freedom, creatively illuminate restaurants, offices and waiting spaces with Wireflow Freeform. Able to hang in any design from its flexible black wire, option of pressed glass and pegs for hanging.

Create a personalized Wireflow freeform design at [vibia.com](http://vibia.com)



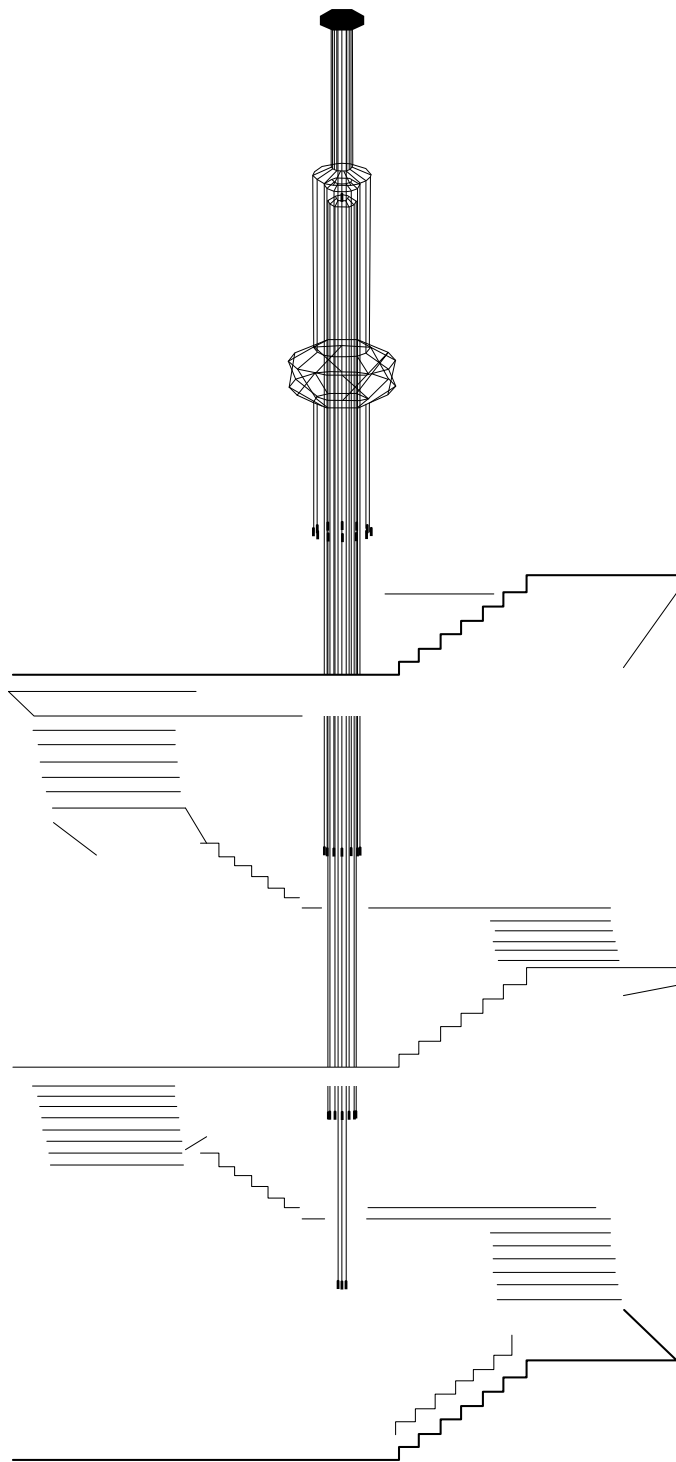
# Wireflow Chandelier



Design by Arik Levy.

Wireflow is a collection of hanging lights that are at once presence and absence. Featuring slender black, electrical cables tipped with LED light terminals, its three-dimensional forms represent a contemporary reinterpretation of the traditional chandelier.





Grandeur amplified. A focal point is created with Wireflow Chandelier for large spaces with this revamp of the classic chandelier. Large scale luminaire options based on project needs with height adjustability.

Select your favorites and personalize the height at [vibia.com](https://www.vibia.com)



Wireflow chandeliers offer designs that are at once presence and absence. Featuring an intricate arrangement of fine black, electrical cables tipped with LED light terminals, its three-dimensional forms represent a contemporary reinterpretation of the traditional chandelier. Though substantial in size, its airy outline creates a feeling of transparency. Wireflow is available in a choice of 20, 42, and 43 diffusers.

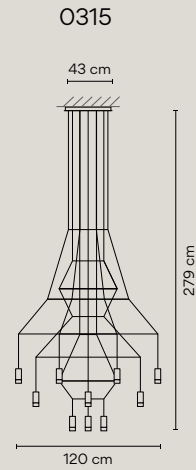
● 04 Black (RAL 9005)

Diffuser: Pressed-glass.  
 Body: Aluminum.  
 Rods and Canopy: Steel.

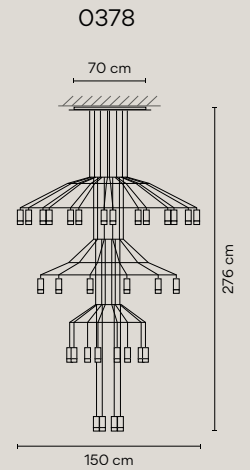
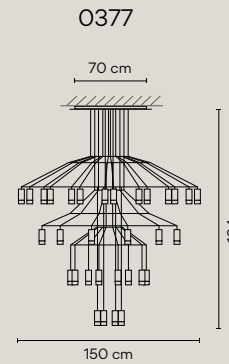
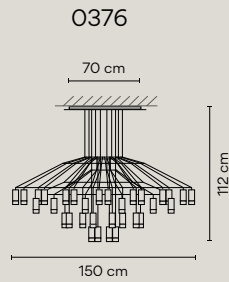
LED 2700 K. CRI>80. 109 lm/W.  
 Dimming: DALI, 1-10V, Push.

**Personalization options available**  
 - Configuration layout at [vibia.com](http://vibia.com)  
 - LED 3000 K / 4000 K  
 - Dimming: Casambi  
 Request more information.

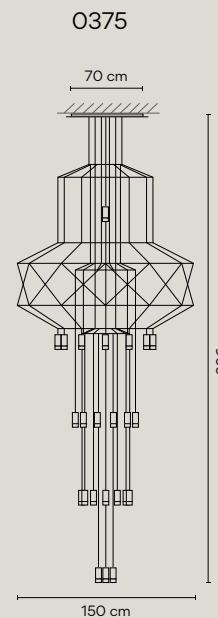
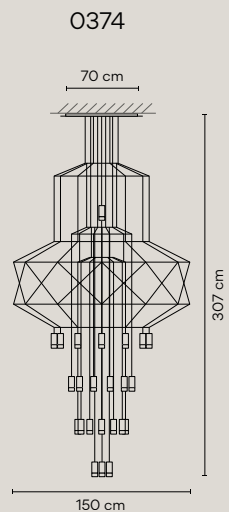
20 LEDs



42 LEDs



43 LEDs



# Flamingo



Design by Antoni Arola.

Displaying the elegant poise of the bird that inspired it, Flamingo projects a feeling of weightlessness hovering overhead. The deconstructed design separates the LED light source from its translucent shades, producing gradations of diffuse illumination.







Displaying the elegant poise of the bird that inspired it, Flamingo projects a feeling of weightlessness hovering overhead. The deconstructed design separates the LED light source from its translucent shades, producing gradations of diffuse illumination. Shades are available in a range of configurations and the LEDs are directed upwards or downwards, for an ambient indirect light.

- 18 Graphite (RAL 7016)
- 20 Gold (Gold)
- 67 Copper (Copper)
- 93 White (RAL 9016)

Shade: Acrylic.  
 Diffuser: Methacrylate.  
 Body: Aluminum.  
 Rods and Canopy: Steel.

LED 2700 K. CRI>80. 124 lm/W.  
 Dimming: 1-10V, Push.

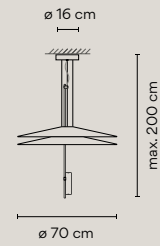
Ref. 1515.  
 Dimming: Push on the cable with plug.

#### Personalization options available

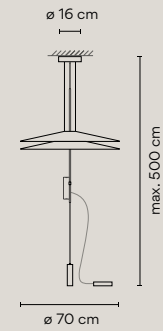
- LED 3000 K / 4000 K
  - Ref. 1510, 1527, 1530, 1540, 1550, 1560, 1570.
  - Dimming: DALI, Casambi
  - Extra cable length
- Request more information.



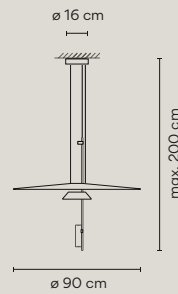
1510



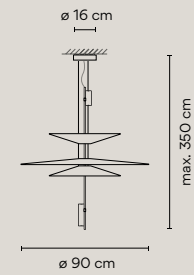
1515



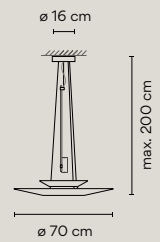
1527



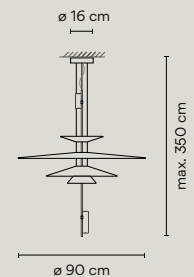
1530



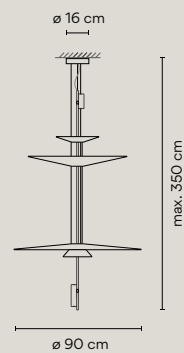
1540



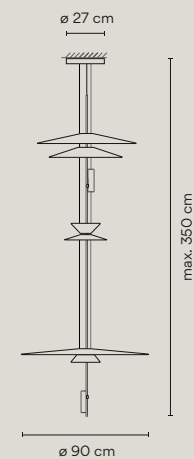
1550



1560



1570





# Match



Design by Jordi Vilardell & Meritxell Vidal.

Based on the principle of co-creation, Match is a lighting collection that can be fully customised virtually. Sculptural light structures arranged chaotically and adapted to fit into the room and the space available.





The Match pendant features thin rods of aluminum tipped with LED light terminals. The kinetic clusters exude a sculptural presence with an airy, webbed architecture. Fully customisable, Match can take myriad forms to suit a space, from tight, concentrated clusters to sprawling configurations that span a larger area.

- 03 White (RAL 9016)
- 18 Graphite (RAL 7016)

Head: Aluminum.  
Rods: Steel.  
Canopy: Steel.

LED 2700 K. CRI >80. 95 lm/W.  
Dimming: DALI 1-10V, Push.

#### Personalization options available

- Configuration layout at [vibia.com](http://vibia.com)
  - Dimming: Casambi
- Request more information.

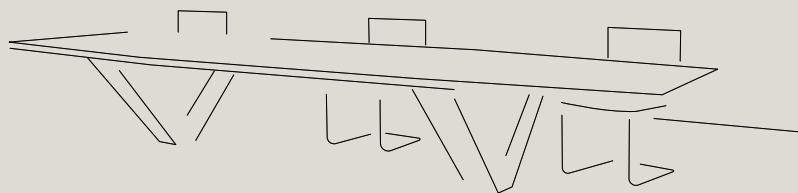
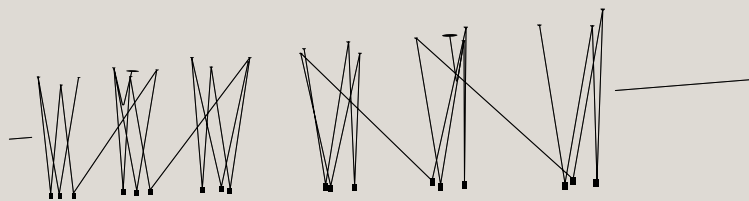


#### Built-in installation.

- Electrical connection finials: the minimum height is 10 cm and the dimension of the cut-out is 10,5 cm.
- Nodes:the minimum height is 12 cm and the dimension of the cut-out is 4,5 cm.

Match pendants create a bespoke lighting system suitable for linear applications or chaotic clusters of ambient light for offices, conference rooms and kitchen settings. Sleek aluminum light sticks of varying lengths are determined by room dimensions, ceiling height and area to illuminate. More than a lighting fixture, Match is a work of art.

Create your personalized Match  
at [vibia.com](http://vibia.com)





# Palma



Design by Antoni Arola.

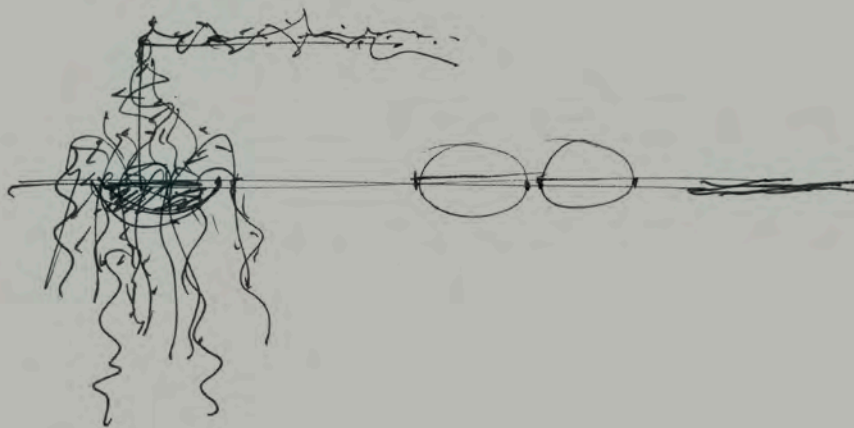
The interior ambience takes on a life of its own with the possibility of integrating plants with the lighting compositions. Palma connects light and vegetation as in the natural landscape.



Palma, in a horizontal axis, generates a relaxing ambience within waiting areas.



“The project follows the intertwining of light and plants, just like it happens in a natural setting”, Antoni Arola.



The floating effect is attained through its multiple configurations, the almost imperceptible suspension, a unique cable system and the hoops that wrap the spheres. Its capacity to create ambience increases with additional fixtures like a luminous hanging garden.



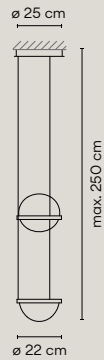




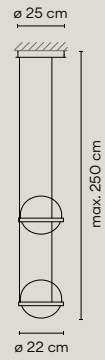
3720



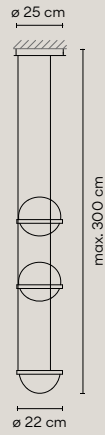
3724



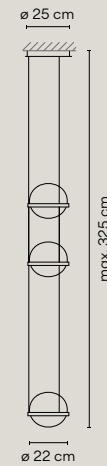
3726



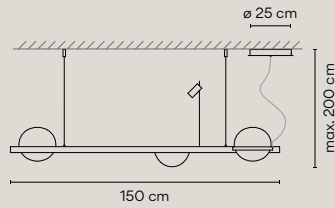
3728



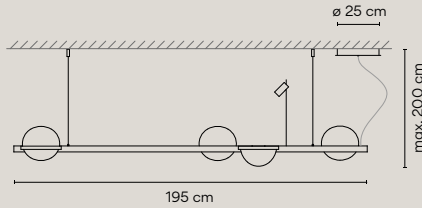
3730



3734



3736



Palma connects light and vegetation as in the natural landscape. Two semi-circles of blown opal glass joined by an aluminum strap recall the earth's shape, an organic design that accommodates greenery along its axis. Palma is available in vertical and horizontal orientations with a choice of one, two or three spheres. Multiple pendants and plantings can be combined in an array of compositions that offer a dimmable, ambient light.

- 18 Graphite (ADAPTA RF 9913 WX)
- 93 White (RAL 9016)

Diffuser: Blown glass.  
 Ring: Aluminum.  
 Flowerpot: PMMA.  
 Canopy: Steel.

3734, 3736.  
 Profile: Aluminum.

LED 2700 K. CRI>90. 94,34 lm/W.

Ref. 3720, 3724, 3726, 3728.  
 Dimming: 1-10V, Push.

Ref. 3730, 3734, 3736.  
 Dimming: 1-10V, DALI, Push.

Ref. 3734, 3736.  
 Small focus with  
 LED 2700K. CRI>90. 92 lm/W.

**Personalization options available**

- LED 3000 K / 4000 K
- Ref. 3720, 3724, 3726, 3728.
- Dimming: DALI, Casambi
- Ref. 3730, 3734, 3736.
- Dimming: Casambi
- Extra cable length
- Request more information.



Pg 78

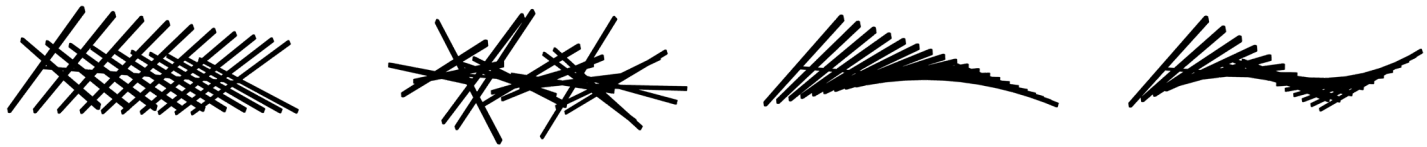


Pg 222



Pg 348

# Rhythm Horizontal



Design by Arik Levy.

Evoking the mood of Zen minimalism, Rhythm features slender light modules of varying lengths, each fitted with an LED module, that can be arranged in endless configurations. Fluid and flowing or angular and anarchic, Rhythm represents the ultimate in customised lighting.



Evoking the mood of Zen minimalism, Rhythm features slender light modules of varying lengths, each fitted with an LED module. Its unique rotation system allows the light sticks to move along the axis and be positioned in any direction, providing ambient downward illumination.

- 14 Chocolate (RAL 8019)
- 58 Off-white (RAL D2 1109005)

Stick: Polyamide 6 with 10% of Fiberglass.  
Diffuser: Polycarbonate.  
Canopy: Steel.

LED 2700 K. CRI>80. 119 lm/W.  
Dimming: 1-10V.

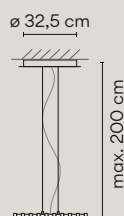
Surface and built-in fitting.

#### Personalization options available

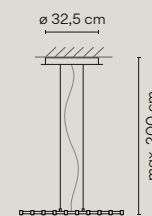
- Configuration layout at [vibia.com](http://vibia.com)
- LED 3000 K / 4000 K
- Ref. 2110, 2111, 2112, 2113, 2120, 2121.
- Dimming: DALI, Casambi
- Request more information.

### Horizontals Downlighting

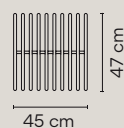
Stick 47 cm




Stick 87 cm



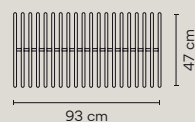
2110



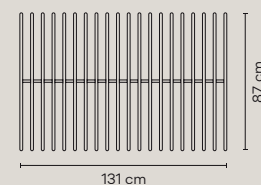
2120



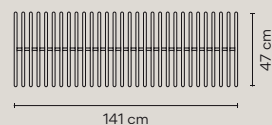
2111



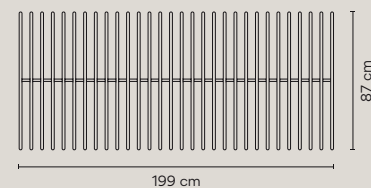
2121



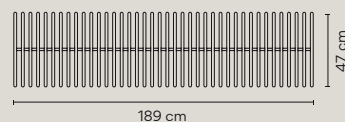
2112





2122



2113





# Rhythm Vertical



Design by Arik Levy.

Evoking the mood of Zen minimalism, Rhythm features slender light modules of varying lengths, each fitted with an LED module, that can be arranged in endless configurations. Fluid and flowing or angular and anarchic, Rhythm represents the ultimate in customised lighting.



Evoking the mood of Zen minimalism, Rhythm Vertical features a series of slender light modules of varying lengths, each fitted with an LED module. A luminous light sculpture suspended in space, the pendant's unique rotation system allows the light sticks to move along the axis and be positioned in any direction, providing ambient downlighting or uplighting.

- 14 Chocolate (RAL 8019)
- 58 Off-white (RAL D2 1109005)

Stick: Polyamide 6 with 10% of Fiberglass.  
 Diffuser: Polycarbonate.  
 Canopy: Steel.

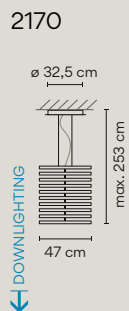
LED 2700 K. CRI>80. 119 lm/W.  
 Dimming: 1-10V.

Surface and built-in fitting.

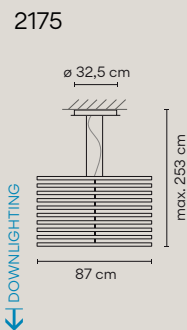
**Personalization options available**  
 - Configuration layout at [vibia.com](http://vibia.com)  
 - LED 3000 K / 4000 K  
 Ref. 2141, 2142, 2143, 2151, 2170, 2175.  
 - Dimming: DALI, Casambi  
 Request more information.

Verticals Downlighting

Stick 47 cm

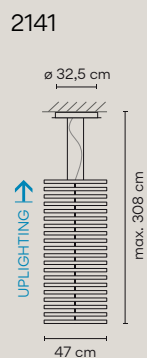


Stick 87 cm



Verticals Uplighting

Stick 47 cm



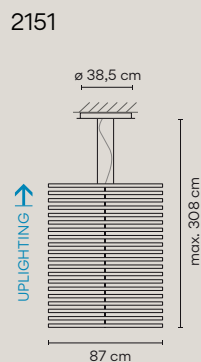
2142



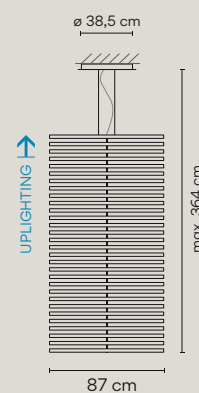
2143



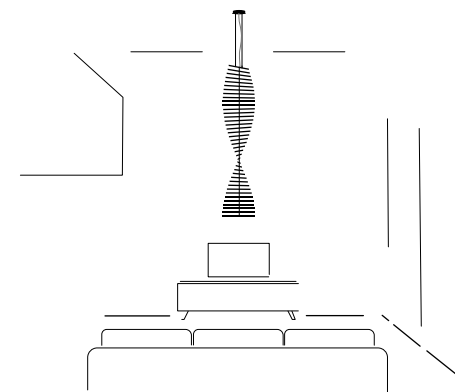
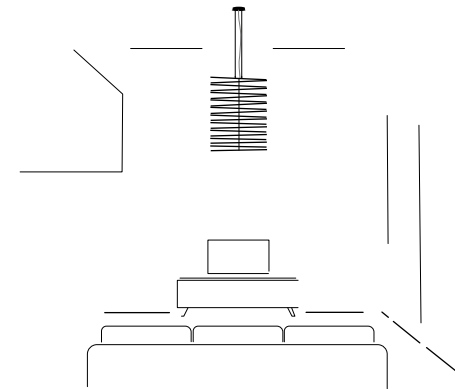
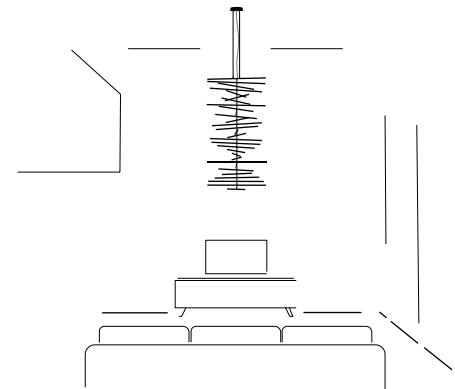

Stick 87 cm



2152







Find the Rhythm of your space. Illuminate corporate and conference spaces, offices and lobbies with either uplighting or downlighting in horizontal or vertical versions. The rotation around a central axis allows for free movement at any angle.

Configure your creation of smooth waves or chaotic shapes at [vibia.com](http://vibia.com)

# Mayfair



Design by Diego Fortunato.

Mayfair is a modern reimagining of the traditional 19th-century lights, distinguished by its timeless design and sleek silhouette.





Mayfair is a modern reimagining of the traditional, 19th-century lights. Featuring a steel or methacrylate shade, the LED-powered pendant lamp is distinguished by its timeless style and sleek silhouette. It casts a warm glow that's ideal for ambient room lighting.

Methacrylate shade: Ref. 5520, 5530.

- 07 Graphite and green (RAL 7016 and RAL 6026)
- 08 Graphite and orange (RAL 7016 and RAL 2009)

Steel shade: Ref. 5525, 5535.

- 18 Graphite (RAL 7016)
- 20 Gold (Gold)
- 67 Copper (Copper)
- 93 White (RAL 9016)

Diffuser: Polycarbonate.  
 Tube: Steel.  
 Canopy: Steel.



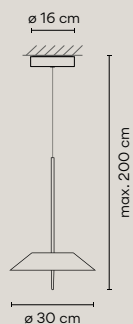
LED 2700 K. CRI>80. 96 lm/W.  
 Dimming: 1-10V, Push.

**Personalization options available**

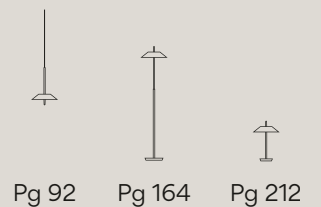
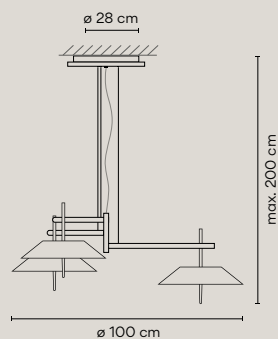
Ref. 5525, 5535.

- Finish customization (Available options: Vibia color palette)
  - Dimming: DALI, Casambi
  - Extra cable length
- Request more information.

5520 5525



5530 5535



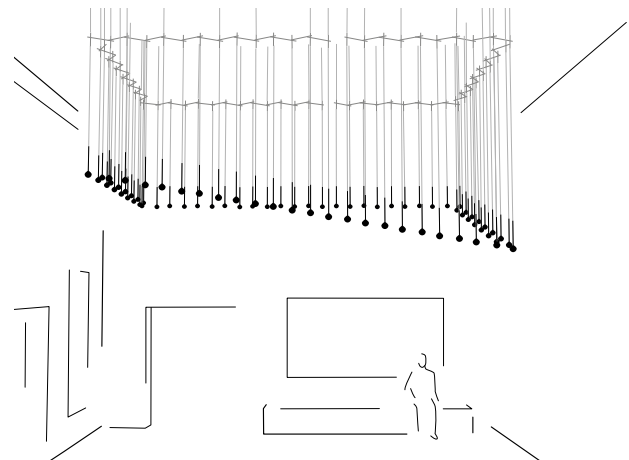

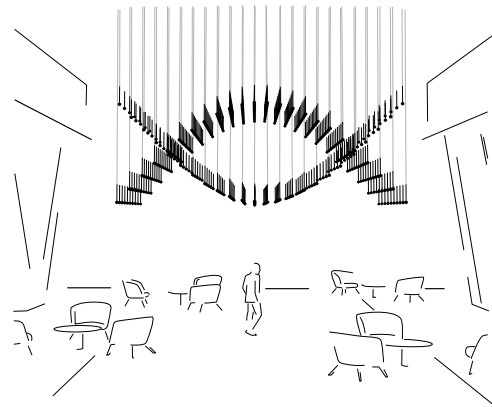
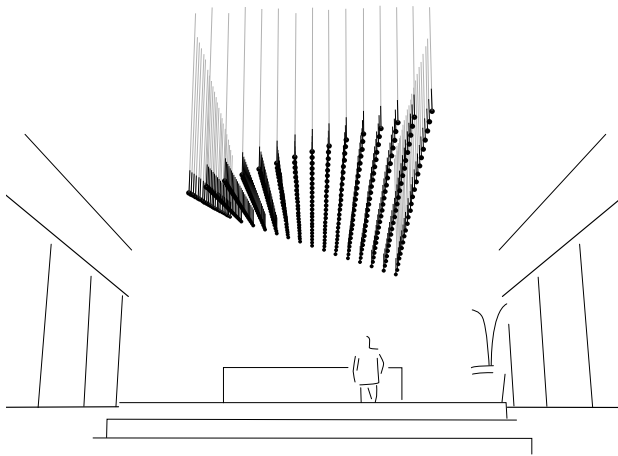
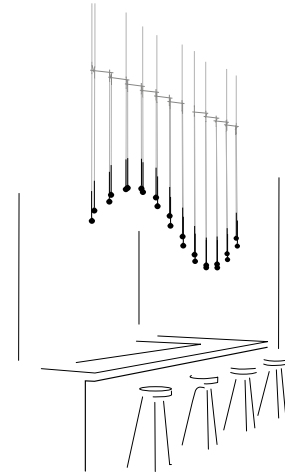
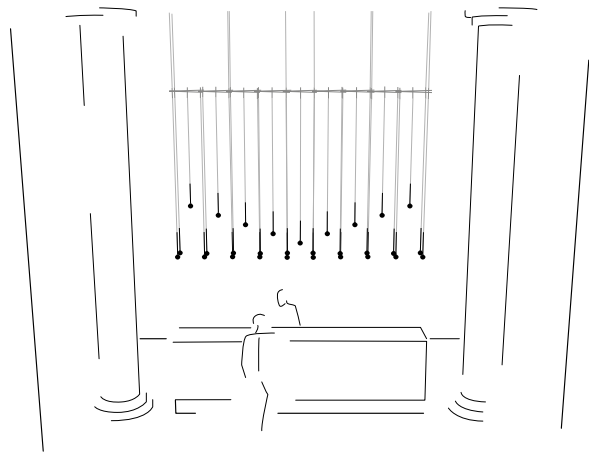
# Algorithm




Design by Toan Nguyen.

Like a cloud of frozen rain, this collection brings together beauty and geometry. Mathematical order provides a magical harmony with an astonishing range of permutations and compositions. Can be customized to suit any space.









Endless possibilities for both small and large spaces. Composed of geometric patterns of blown-glass orbs, Algorithm illuminates any room with either standard or customizable options. Based on room dimensions, area to be lit and ceiling height, Vibia creates options tailored to project specifications.

Create your personalized Algorithm at [vibia.com](https://www.vibia.com)

Algorithm resembles a sparkling constellation of illuminated drops that appear to float in mid-air. Evoking a mood that's equal parts mathematical and magical, the pendant is anchored to the ceiling from a tubular steel lattice. Sleek tensile cables are studded with glowing, handblown glass orbs powered by LEDs and suspended at different heights. Fully customisable, each unique grouping of globes defines areas of interior space, underlining their multiple uses while becoming a single aesthetic element.

- 18 Graphite (ADAPTA RF 9913 WX)
- 93 White (RAL 9016)

Shade: Blown-glass.  
 Diffuser: Polycarbonate.  
 Hanging structure: Steel.  
 Canopy: Steel.  
 LED support: Aluminum.

LED 2700 K. CRI >80. 99 lm/W.  
 Dimming: DALI, 1-10V, Push.

**Personalization options available**

- Configuration layout at [vibia.com](http://vibia.com)
- LED 3000 K / 4000 K
- Dimming: Casambi

Request more information.



Surface canopy.

\* Built-in canopy.



1 LED

10 LEDs

12 LEDs

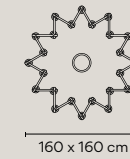
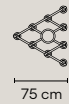
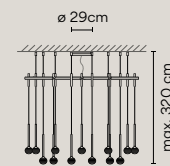
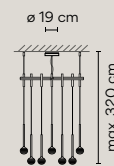
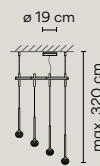
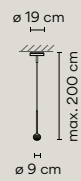
24 LEDs

0820 \*0822

0825 \*0827

0880 \*0882

0885 \*0887



6 LEDs

10 LEDs

14 LEDs

14 LEDs

29 LEDs

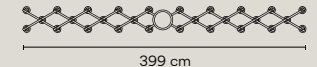
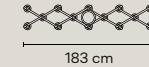
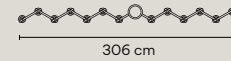
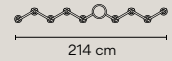
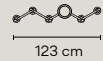
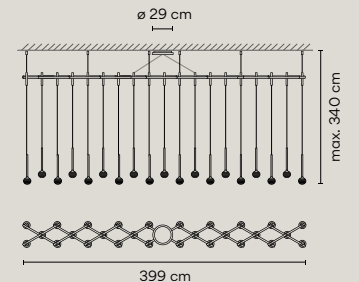
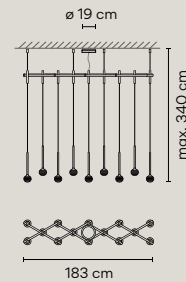
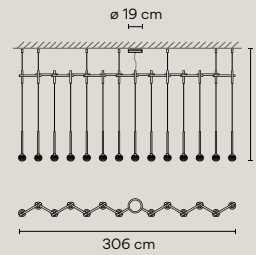
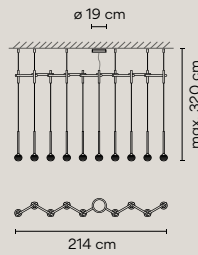
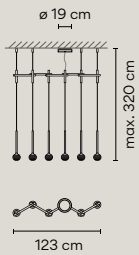
0830 \*0832

0835 \*0837

0840 \*0842

0845 \*0847

0850 \*0852



5 LEDs

13 LEDs

25 LEDs

15 LEDs

24 LEDs

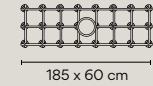
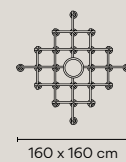
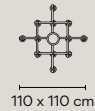
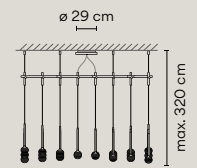
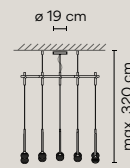
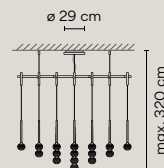
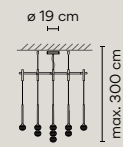
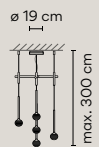
0855 \*0857

0860 \*0862

0865 \*0867

0870 \*0872

0875 \*0877



# Cosmos



Design by Lievore, Altherr, Molina.

Design and light become one with Cosmos pendant. Flattened spheres in suspension that naturally descend from the ceiling and use light to draw a fluctuating course like a constellation of stars.





## PENDANTS

Flattened spheres suspended from slim cables create a cluster of pendant lights with Cosmos collection. The minimalist, lacquered discs floating in space, their simple, sculptural curves and muted finishes telegraphing a tranquil sensibility. LEDs are embedded within the opaque diffuser, seamlessly unifying the design and the light source and generating a warm glow.

Ref. 2500, 2501.

- 14 Chocolate (RAL 8019)
- 62 Green (Pantone 5645)
- 66 Light-grey (Pantone 403)

Ref. 2502.

- 03 White (RAL 9010)

Ref. 2510, 2515, 2516.

- 62 Green, chocolate and light-grey (Pantone 5645, RAL 8019, Pantone 403)

Ref. 2511.

- 62 Green, white, chocolate (Pantone 5645, RAL 9010, RAL 8019)

- 66 Light-grey, white, chocolate (Pantone 403, RAL 9010, RAL 8019)

Diffuser: Polycarbonate.  
Body: Polyurethane.  
Canopy: Steel.

LED 2700 . CRI>80. 109 lm/W.

Ref. 2500, 2501,  
/10 Dimming: No.  
/1B Dimming: 1-10V, Push.

Ref. 2502.  
Dimming: 1-10V, Push.


Ref. 2510, 2511, 2515, 2516.  
Dimming: DALI, 1-10V, Push.

Compositions and finishes  
can not be changed.

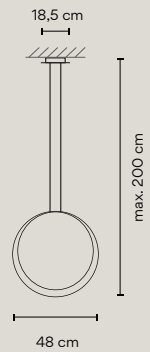
2500



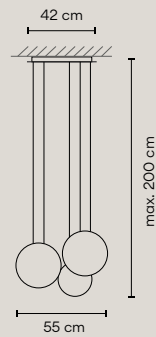
2501



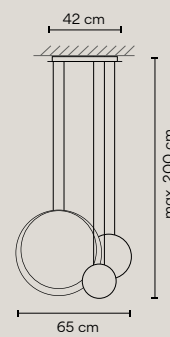
2502




2510



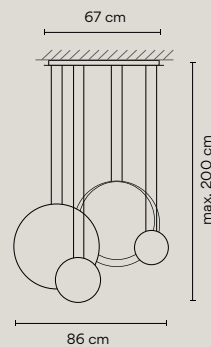
2511



2515



2516



### Personalization options available

Ref. 2500, 2501, 2510, 2515.

- LED 3000 K / 4000 K

Ref. 2510, 2511, 2515, 2516.

- Dimming: Casambi

Ref. 2500, 2501, 2502.

- Dimming: DALI, Casambi

- Extra cable length

Request more information.

# Halo



Design by Martín Azúa.

A seamless merging of light and matter, Halo lends the effect of light floating in air. Powered by LED bulbs that remain invisible within their opalized, linear and spherical moulds, the light flows freely from its source.





A seamless merging of light and matter, Halo lends the effect of light floating in air. Powered by LED bulbs that remain invisible within their opalized, translucent moulds, the light flows freely from its source. The pendant is secured to the ceiling by inconspicuous cords, evoking the look of artful mobiles floating in space creating a subtle sense of movement. Providing a glare-free, ambient glow, it can be customised at any height, angle, and configuration.

● 03 White (RAL 9016)

Diffuser: PMMA.

Canopy: Steel.

LED support: Aluminum

Ref. 2330, 2331, 2332, 2333.  
LED 3000 K. CRI>80. 90,7 lm/W.

Ref. 2340, 2341, 2342, 2343.  
LED 3000 K. CRI>80. 83,9 lm/W.

Dimming: 1-10V.

Surface mounted.

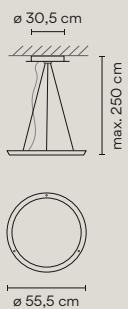
**Personalization options available**

- Configuration layout at [vibia.com](http://vibia.com)

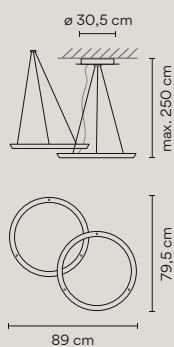
- Dimming: DALI, Casambi

Request more information.

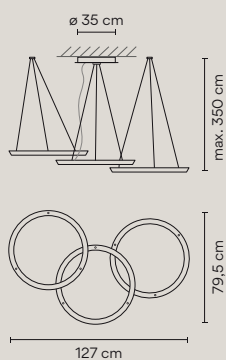
2330



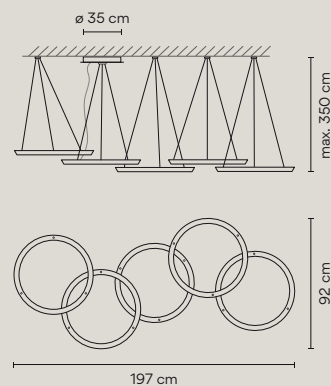
2331



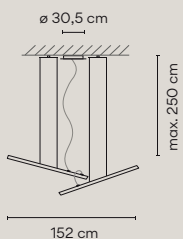
2332



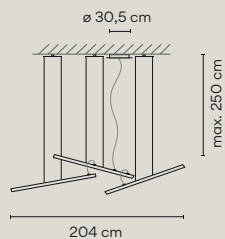
2333



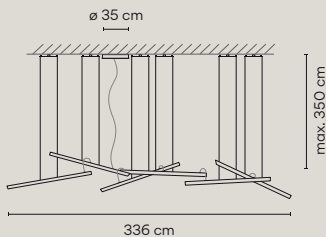
2340



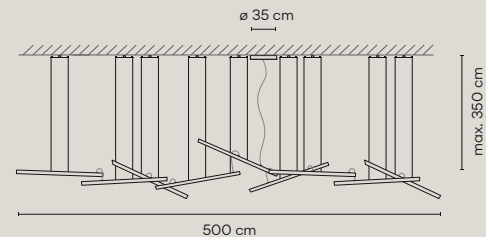
2341



2342




2343





# Halo Jewel



Design by Martín Azúa.

Subtle light floating in the air and delicately  
suspended by a perfectly crafted steel structure.  
Light and matter in one.



Bringing together light and matter through the ingenious and invisible use of LED technology which lends the collection an ethereal and minimalist quality. Halo provides a glare-free and ambient glow. The pendant is secured to the ceiling by a gold or black steel structure.

- 11 Black (NCS S 8500-N)
- 20 Gold (Gold)

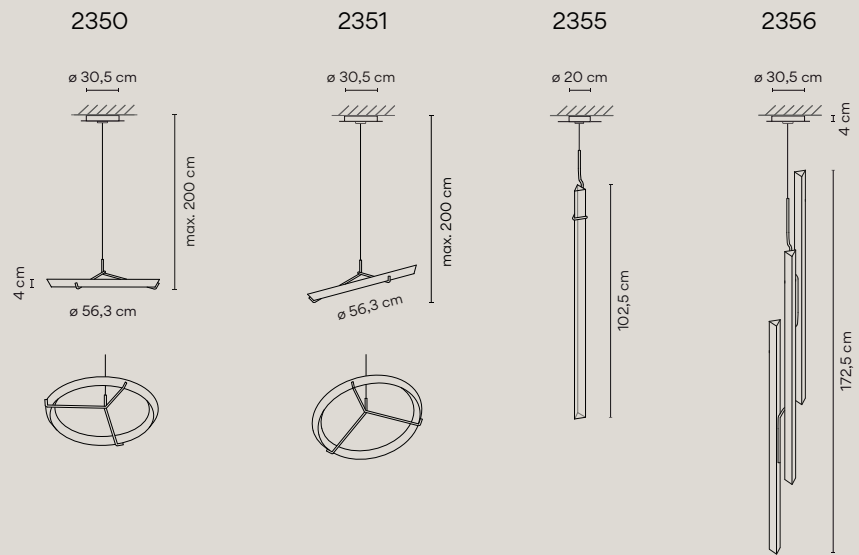
Canopy: Steel.  
Pendant structure: Steel.  
Diffuser: Methacrylate.  
LED support: Aluminum.

LED 3000 K. CRI >80. 98,8 lm/W.  
Dimming: 1-10V.

Surface mounted.

#### Personalization options available

- Dimming: DALI, Casambi
  - Extra cable length
- Request more information.





# Vol



Design by Lievore, Altherr, Molina.

Vol combines traditional techniques and cutting-edge lighting capabilities. Smooth and streamlined, the simple oval forms create a delicate focal point in a space.





Vol combines traditional techniques and cutting-edge lighting capabilities. Recalling oversized pebbles, a grouping of the simple, opal ovals creates a delicate focal point overhead. The pendant is available in an LED light source and gives off a warm, ambient glow.

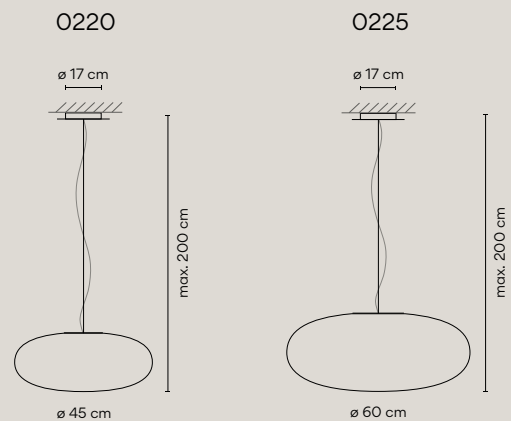
● 03 White (RAL 9016)

Shade: Glass.  
Disc: Aluminum.  
Canopy: Steel.

LED bulb.

#### Personalization options available

- Extra cable length  
Request more information.





# Warm



Design by Ramos & Bassols.

Offering a contemporary take on a timeless design, Warm features a generously sized, classic drum shade suspended from nearly invisible clear cords, with a careful selected color palette that provides a contemporary touch.



Offering a contemporary take on a timeless design, Warm features a classic drum shade suspended from nearly invisible clear cords. The generously sized pendant is available with compact fluorescent or LED light sources. It's offered in two shade types: a screen or aluminum shade, both of which provide general ambient illumination.

Screen shade: Ref. 4925, 4930, 4935.

● 10 White (NCS S 0300-N)

Aluminum shade: Ref. 4926.

● 10 White (NCS S 0300-N)

● 25 Beige D1 (NCS S 4005-Y50R)

● 28 Brown M1 (NCS S 4020-Y60R)

● 56 Green D1 (NCS S 7010-G30Y)

Diffuser: Methacrylate.

Shade: Screen / Aluminum.

Canopy: Steel.

Ref. 4925.

LED bulb.

Ref. 4926, 4930, 4935.

LED bulb or compact fluorescent.

#### Personalization options available

Ref. 4926.

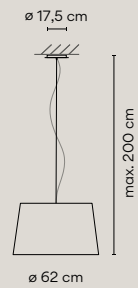
- Finish customization

(Available options: Vibia color palette)

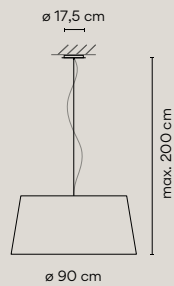
- Extra cable length

Request more information.

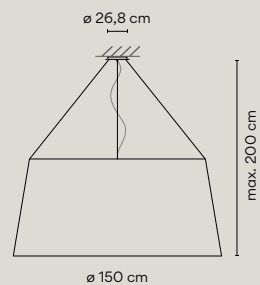
4925 4926



4930




4935





# Ameba



Design by Pete Sans.

Free form compositions, infinite creations.  
Ameba's modular hanging lamp is composed  
of five different components, allowing for bespoke  
mix and matching.







A modular hanging lamp composed of five different components, Ameba allows for bespoke mix and matching to suit any space. Suspended from height-adjustable, steel cables, the pendant features a frosted acrylic diffuser that provides direct and indirect illumination with dimmable compact fluorescent bulbs.

- 03 White (RAL 9010)
- 18 Graphite (RAL 7016)

Diffuser: Methacrylate.  
 Shade: Polyurethane foam.  
 Canopy: Steel.

Ref. 2200, 2205, 2210, 2215, 2220  
 LED bulb or compact fluorescent.

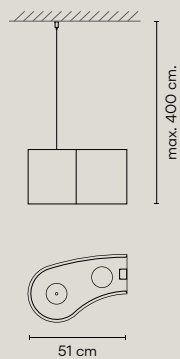
Ref. 2202, 2207, 2212, 2217, 2222.  
 LED 3000 K. CRI >90. 84,45 lm/W.  
 Dimming: DALI.

A maximum of 25 modules can be connected to a single connection point. For bigger compositions, check connection system. For ceiling over 4 metres, ask for custom cable length.

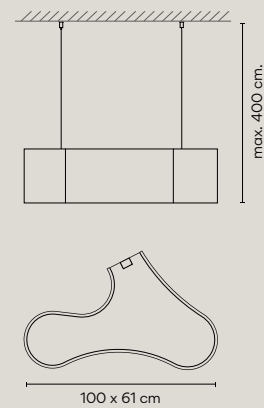
**Personalization options available**  
 - Configuration layout at [vibia.com](http://vibia.com)  
 Request more information.



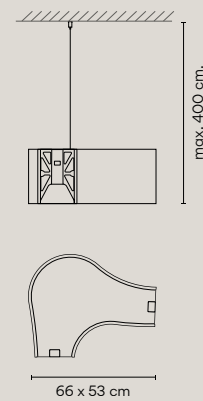
2200 2202



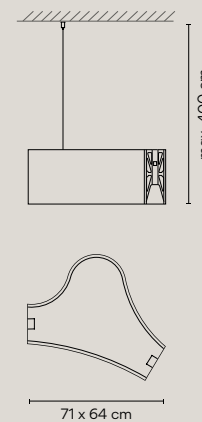
2205 2207



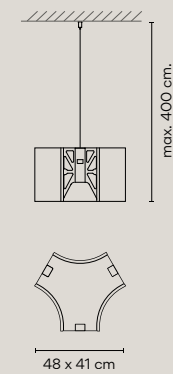
2210 2212



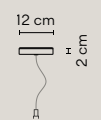
2215 2217



2220 2222



2225 2226





Design by Lievore, Altherr, Molina.

Big's pendant design cedes center stage to the diffuser, whose enlarged form covers nearly the entire steel fitting. The minimalist, dome-shaped form evokes a glowing orb overhead.

Big



Big's pendant design cedes center stage to its diffuser, an enlarged form that covers nearly the entire steel fitting. The minimalist, dome-shaped silhouette is suspended from a clear cord, evoking a glowing orb overhead. Ideal for high or dull ceilings, its pure, geometric profile mimics the effect of a skylight with an ambient glow that recreates the sun's natural glow.

- 01 Chrome
- 93 White (RAL 9010)

Shade: Aluminum.  
 Ring: Steel.  
 Diffuser: Methacrylate.  
 Canopy: Steel.

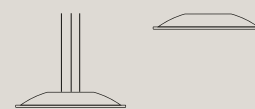

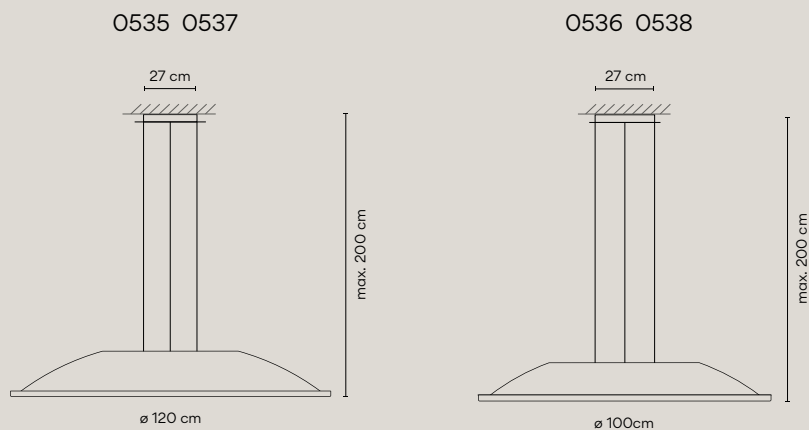
Ref. 0535, 0536.  
 Fluorescent bulb.

Ref. 0537, 0538.  
 LED 3000 K. CRI>90. 132 lm/W.  
 LED 4000 K. CRI>80. 141 lm/W.  
 Dimming: 1-10V, Push.

Surface mounted.

#### Personalization options available

- Finish customization  
 (Available options: Vibia color palette)
- Ref. 0537, 0538.
- Dimming: DALI, Casambi
  - Extra cable length
- Request more information.



Pg 127

Pg 288



# Jazz

Design by Diego Fortunato.

Featuring an undulating, fluid form, Jazz's smooth silhouette exudes an appealing organic feel. The pendant's gently tapered silhouette recalls a sculptural vase, serving as a piece to accent a space, while the glass diffuser offers a general ambient lighting.

- 10 White (NCS S 0300-N)
- 25 Beige D1 (NCS S 4005-Y50R)
- 45 Blue D1 (NCS S 7010-B10G)

Body: Polyurethane.  
Diffuser: Glass.  
Reflector: Aluminum.  
Canopy: Steel.

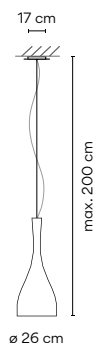
Ref. 1336.  
LEDSpot or compact fluorescent.

Ref. 1338.  
LEDSpot.

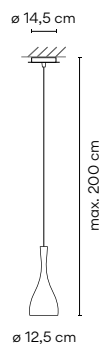
#### Personalization options available

- Finish customization  
(Available options: Vibia color palette)
  - Extra cable length
- Request more information.

1336



1338







Pg 130



Pg 190



Pg 240

# Slim



Design by Jordi Vilardell.

Elegant and magical, like drops of light falling from the sky, Slim's long, slender strands are suspended by fibre cords to draw the eye upwards.



Streamlined and refined, Slim serves as a sleek punctuation mark. Distinguished by long, slender strands suspended from fibre cords like drops of light falling from the sky, it draws the eye upwards. Slim is crafted of frosted glass diffusers, lending a candlelit ambience that bathes a space in a soft pool of light. The pendant is available for single use or in a set of 4, 6, 7, 10, 13, or 22.

Body: Fiberglass.

● 03 White (RAL 9016)

Body: Carbon fiber.

● 04 Black carbon fiber

Diffuser: Glass.

Canopy: Steel.

LED 2700 K. CRI >80. 95 lm/W.

Ref. 0914, 0915, 0916, 0917, 0931, 0933, 0935, 0940.

Dimming: 1-10V, Push.

Surface mounted.

Ref. 0920

/10 Dimming: No.

/1B Dimming 1-10V, Push.

Surface mounted.

Ref. 0925.

/10 Dimming: No.

/1B Dimming 1-10V, Push.

Built-in.

Ref. 0937

Dimming: 1-10V, DALI, Push.

Surface mounted.

**Personalization options available**

- LED 3000 K / 4000 K

Ref. 0914, 0915, 0916, 0917, 0920, 0925, 0931, 0933, 0935, 0940.

- Dimming: DALI, Casambi

Ref. 0937.

- Dimming: Casambi

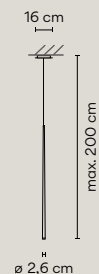
- Extra cable length

Request more information.

Surface

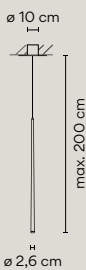
1 LED

0920



Built-in

0925



Surface

4 LEDs

0931



6 LEDs

0933



13 LEDs

0937



7 LEDs

0914



4 LEDs

0915



7 LEDs

0916



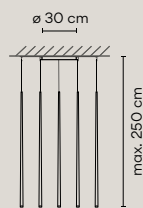
4 LEDs

0917



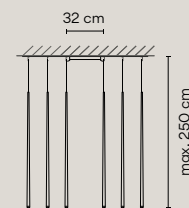
10 LEDs


0935



22 LEDs

0940





# Wind

Design by Jordi Vilardell.

A perfect marriage of technology and tradition. Wind's drum shade is made of fibreglass, an innovative webbed texture and pattern that elevates the visual contribution of this timeless silhouette.





Distinguished by its large scale and its timeless silhouette, the Wind pendant makes a striking statement.

A perfect marriage of technology and tradition, the drum shade is suspended from clear cords and intricately woven of filament winding, creating a webbed texture that elevates its visual interest. Wind's diffuser emits an ambient glow.

- 27 Brown L1 (S 1505-Y50R)
- 53 Green M1 (S 6005-G80Y)
- 61 Ocre red (S 3050-Y60R)

Shade: Filament winding.

Canopy: Steel.

Lid: Steel.

Diffuser: Methacrylate.

LED 2700K. CRI>90. 139 lm/W.

Ref. 4072, 4077.

Outdoor.

Ref. 4078.

Indoor only.


**Personalization options available**

- Extra cable length

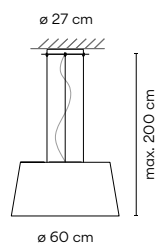
Request more information.



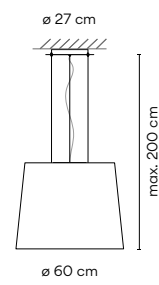




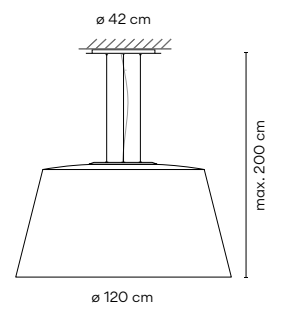
4072



4077



4078



# Curtain



Design by Arik Levy.

Inspired by sunlight streaming through a curtain, this pendant features reflective fabric screens suspended from ceiling cables. The light compliments the reflective qualities of the fabrics emitting a cascading waterfall of light.



Inspired by the way sunlight streams through a curtain, this distinctive pendant features folded-over fabric screens suspended from ceiling cables. Each fabric panel forms a three-dimensional cubic volume fitted with a metal diffuser at the base containing LEDs that provide direct and diffuse vertical light. Combined with the reflective quality of the material, the pendant gives off a cascading, waterfall of light. A perfect union of fabric and fixture, Curtain is customized in myriad heights, shapes, and arrangements to frame a space.

- 18 White screen and graphite profile (ADAPTA RF 9913 WX)
- 93 White screen and white profile (RAL 9016)

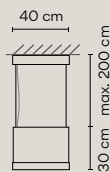
Profile: Aluminum.  
 Diffuser: Polycarbonate.  
 Curtain: Screen.  
 Canopy: Aluminum.

LED 2700 K. CRI >80. 156 lm/W.  
 Dimming: 1-10V, Push.

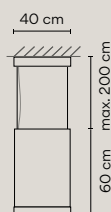
**Personalization options available**

- LED 3000 K / 4000 K
  - Dimming: DALI
  - Extra cable length
- Request more information.

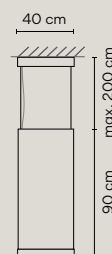
7140



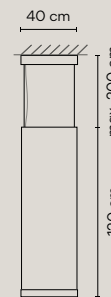
7150



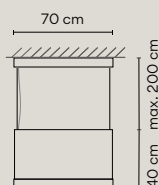
7160



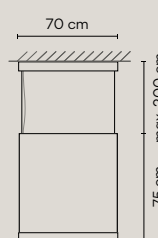
7170



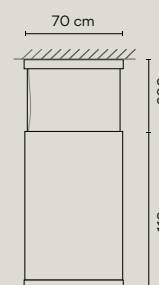
7180



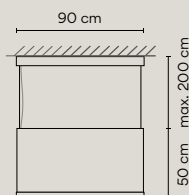
7190



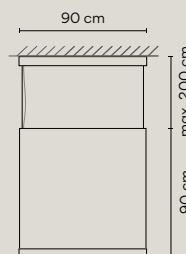
7200



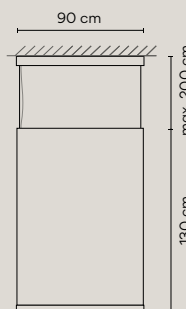
7210



7220



7230





# Tempo



Design by Lievore Altherr.

Timeless character.  
The Tempo collection by Lievore Altherr reclaims our collective memory of light, making it contemporary through its most essential expression. Shades with an architectonic profile recreate different ambiances bringing them right up-to-date with new additions and uses.











Suspended from the ceiling by a slim cable, Tempo distills lighting archetypes to their most basic forms. The classic bistro globe has evolved with an oval organic shape with a gradated lighting that crosses the spectrum from transparency to translucence. The opaline diamond shade illuminates with a diffused light of superior quality. The model with the reflector plate converts the bulb into a small brilliant bubble that radiates light.

- 18 Graphite (ADAPTA RF 9913 WX)
- 35 Brick (NCS S 4040-Y70R)
- 58 Cream (RAL 7044)
- 62 Green (NCS S 3010-G20Y)

Diffuser: Blown glass.  
 Canopy: Steel.  
 Led support: Aluminum.

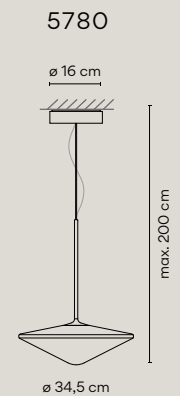
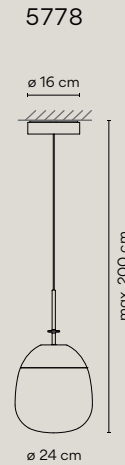
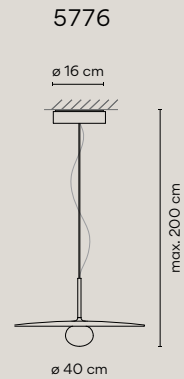
Ref. 5770, 5776.  
 Shade: Aluminum.

LED 2700 K. CRI>90. 110,2 lm/W.  
 Dimming: 1-10V, Push.



**Personalization options available**

- Finish customization  
 (Available options: Vibia color palette)
  - LED 3000 K / 4000 K
  - Dimming: DALI, Casambi
  - Extra cable length
- Request more information.



Pg 144




Pg 328

# North

Design by Arik Levy.

North pendants provide elegant and adjustable solutions to bring light where's its needed. Poised to light surfaces of any size or height, this collection can be personalized with the typology, shade and finish to fit your project and style.





Triangular aluminum shades hang from adjustable carbon fibre rods in North pendant. The rod and shade are disconnected from one another via nearly invisible cables in a dynamic system of adjustable parts, directing the LED-powered light where needed. Creating a tighter angle with the shade casts a focused pool of downward light, while a wider slant traces an elegant, more open line that's subtle yet striking.

- 10 White (NCS S 0300-N)
- 11 Black (NCS S 8500-N)
- 24 Beige M1 (NCS S 2005-Y50R)
- 42 Blue M1 (NCS S 5010-B10G)

Diffuser: Methacrylate.  
Shade: Aluminum.  
Rods: Carbon Fiber.  
Canopy: Steel.

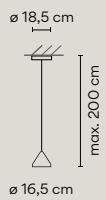
LED 2700 K. CRI>80. 116 lm/W.  
Dimming: 1-10V, Push.

#### Personalization options available

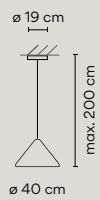
- LED 3000 K / 4000 K
  - Dimming: DALI, Casambi
  - Extra cable length
- Request more information.



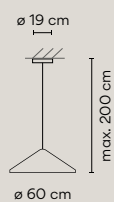
5660



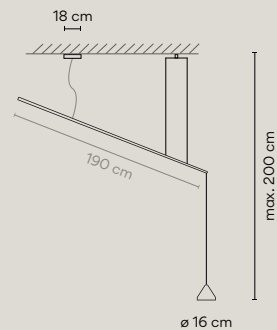
5662



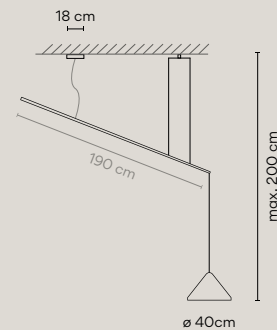
5664



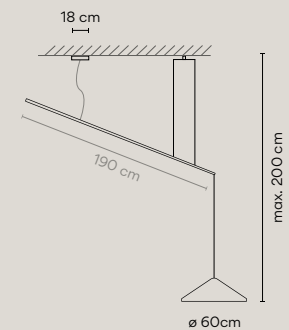
5670

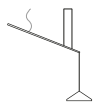


5672



5674





Pg 150



Pg 156



Pg 398







24 Beige M1

25 Beige D1

23 Beige L1

# Floor

Balance  
186

Suite  
178

I.Cono  
175

Swing  
194

Jazz  
190

Warm  
198

Mayfair  
164

North  
156

Pin  
170

Skat  
182


# North



Design by Arik Levy.


North features a base, stem, and shade that are disconnected from one another in a dynamic system of adjustable parts. Protruding arms hold triangular shades that direct the light where needed.





The counterweight placed on the ground guides the electrical cable and allows the stem and shade to be placed wherever required.

Push-button dimmer on the cable.  
Electric cable with plug.











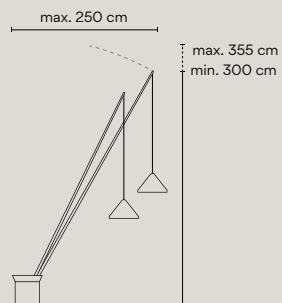
The North Floor Lamp is anchored to the floor by a base weighted with black stones. Protruding carbon fiber arms bear the triangular aluminum shades to direct the LED-powered light where needed. The base, stem, and shade are disconnected from one another in a dynamic system of adjustable parts. The tighter angle of the shade creates a focused pool of downward light in a desired area, while the softer slant of the carbon rod traces an elegant, more open line that's subtle yet striking.

- 10 White (NCS S 0300-N)
- 11 Black (NCS S 8500-N)
- 24 Beige M1 (NCS S 2005-Y50R)
- 42 Blue M1 (NCS S 5010-B10G)

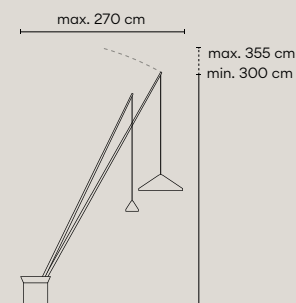
Diffuser: Methacrylate.  
 Shade: Aluminum.  
 Rods: Carbon Fiber.  
 Base: Steel.

LED 2700 K. CRI>80. 116 lm/W.  
 Dimming: Push.

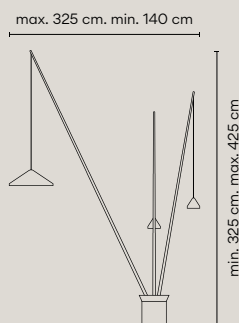
**Personalization options available**  
 - LED 3000 K / 4000 K  
 - Extra cable length (only ref. 5666)  
 Request more information.



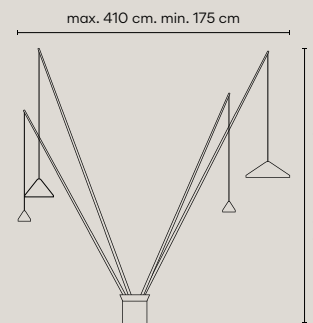
5600



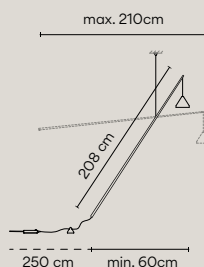
5605



5620



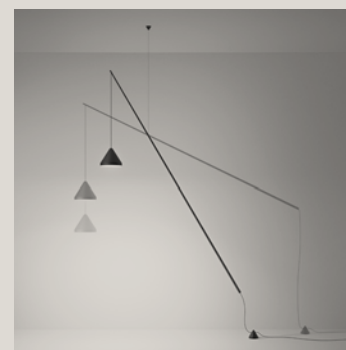
5625



5666

Push-button dimmer on the base. Can be connected with or without plug.

Electric cable with plug.



Pg 150

Pg 156

Pg 398



# Mayfair



Design by Diego Fortunato.

Mayfair is a modern reimagining of the traditional 19th-century lights, distinguished by its timeless design and sleek silhouette.







Mayfair is a modern reimaging of the traditional, 19th-century lamp. Featuring a steel column and steel or acrylic shade, the LED-powered floor lamp is distinguished by its timeless design and sleek silhouette. It casts a warm glow that's ideal for ambient room lighting and can be dimmed via an optical sensor.

Methacrylate shade: Ref. 5510.

● 07 Graphite and green  
(RAL 7016 and RAL 6026)

● 08 Graphite and orange  
(RAL 7016 and RAL 2009)

Aluminum shade: Ref. 5515.

● 18 Graphite (RAL 7016)

● 20 Gold (Gold)

● 67 Copper (Copper)

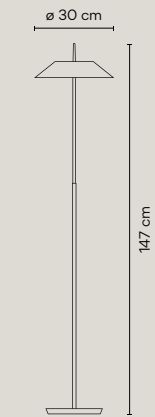
● 93 White (RAL 9016)

Diffuser: Polycarbonate.

Shade: Methacrylate / Aluminum.

Tube: Steel.

Base: Zamak.



5510 5515

LED 2700 K. CRI>80. 96 lm/W.

Dimming: Optical sensor.

Sensor dimmer on the shade.

#### Personalization options available

Ref. 5515.

- Finish customization

(Available options: Vibia color palette)

Request more information.



Pg 92

Pg 164

Pg 212





# Pin

Design by Ichiro Iwasaki.

Pin provides a contemporary take on the traditional floor lamp. Minimal and pure, its slender steel stem is punctuated by a diminutive dome shade and grounded by a bold base that serves as a counterweight.





Pin provides a contemporary take on the traditional floor lamp. Minimal and pure, its slender steel stem is punctuated by a diminutive, aluminum dome shade and grounded by a bold, circular base that serves as a counterweight. Available with a single or double stem, both styles accentuate the liting delicacy of Pin's design. The fixture features an adjustable head that integrates a LED-powered light source, offering ambient illumination that's ideal for reading or work spaces.

- 04 Black (NCS S 9000-N)
- 58 Cream (NCS S 2500-Y20R)
- 62 Green (NCS S 3010-G20Y)
- 93 White (NCS S 0502-Y)

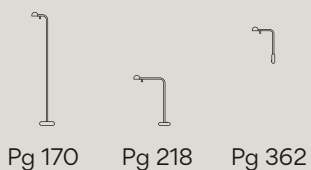
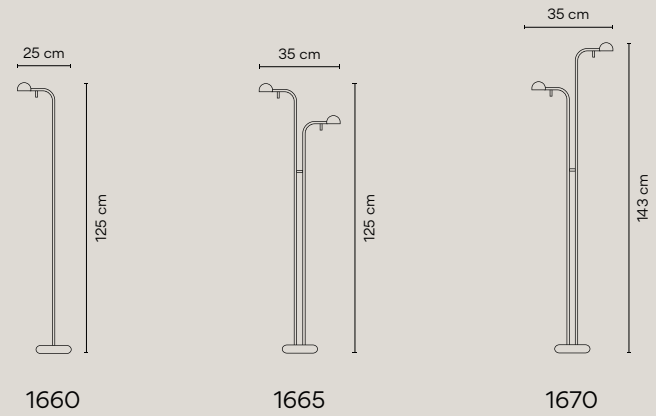
Diffuser: Polycarbonate.  
 Head: Aluminum.  
 Rod: Steel.  
 Base: Zamak.

LED 2700 K. CRI>80. 109 lm/W.

On/off switch on the cable.

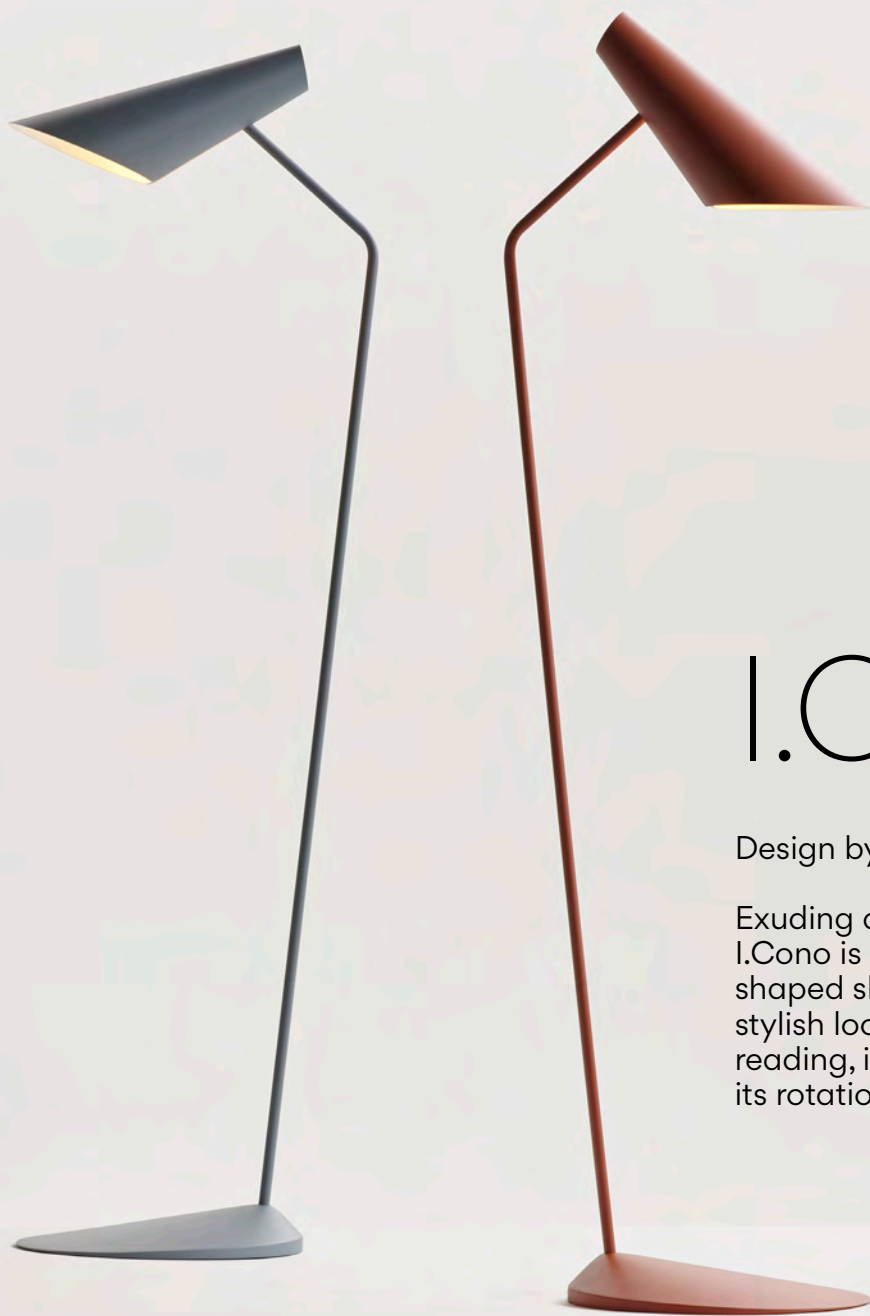
#### Personalization options available

- Finish customization  
 (Available options: Vibia color palette)
- Request more information.









# I.Cono

Design by Lievore, Altherr, Molina.

Exuding a poised, Scandinavian presence, I.Cono is distinguished by its signature visor-shaped shade that's sleekly angled for a stylish look. Ideal for precision lighting or reading, its pure and clean design conceals its rotation mechanisms.

I.Cono exudes a poised, Scandinavian presence with its spare and refined silhouette. The signature, visor-shaped shade is sleekly angled for a stylish look, echoing the pure and clean design of its metal base. The floor lamp's smooth surfaces conceal mechanisms for rotating the head and metal base. Ideal for precision lighting and reading, I.Cono is available with a LED bulb or compact fluorescent.

- 10 White (NCS S 0300-N)
- 21 Grey D1 (NCS S 7000-N)
- 25 Beige D1 (NCS S 4005-Y50R)
- 37 Terra Red (NCS S 4040-Y70R)
- 42 Blue M1 (NCS S 5010-B10G)

Shade: Polycarbonate.

Base: Zamak.

Vertical tube: Steel.

LED bulb or compact fluorescent.  
On/off switch on the cable.



0712



Pg 175

Pg 250

Pg 372





# Suite

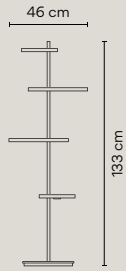


Design by Jordi Vilardell & Meritxell Vidal.

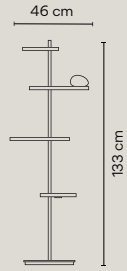
Suite's innovative design reimagines the traditional pairing of shelf and floor lamp. A piece of furniture doubling as a light fixture, the floor lamp features a storage stand with shelves equipped with LED lighting underneath.



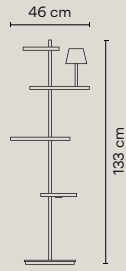




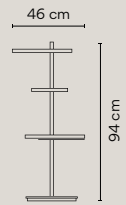
6005



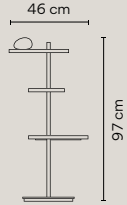
6006



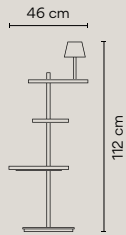
6007



6010



6011



6012

Suite's innovative design reimagines the traditional pairing of shelf and table lamp. A piece of furniture that doubles as a light fixture, the floor lamp features a storage stand with a series of aluminum shelves aligned in different directions along its vertical steel axis. Available in two sizes, Suite includes a USB charging station and an LED light source hidden beneath the shelving that generates indirect, atmospheric lighting. The shelves can accommodate additional lighting such as a table lamp or a luminous, stone-like object.

● 14 Chocolate (RAL 8019)

● 93 White (RAL 9016)

Diffuser: Polycarbonate.

Shelf: Aluminum.

Lid: ABS with fiberglass.

Vertical tube: Steel.

Base: Steel.

Ref. 6005, 6010.  
LED 2700 K. CRI>80. 81 lm/W.

Ref. 6006, 6007, 6011, 6012.  
LED 2700 K. CRI>80. 88 lm/W.

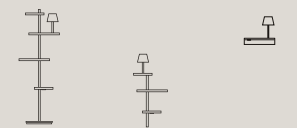
Ref. 6006, 6011.  
Glass diffuser mounted on shelf with dimmable light.  
Dimming push-button under the shelf.

Ref. 6007, 6012.  
Reading light Mink (Pantone 407C), mounted on shelf with dimmable light.  
Dimming push-button under the shelf.

**Personalization options available**

- Finish customization (Available options: Vibia color palette)
  - LED 3000 K / 4000 K
- Request more information.

On/off switch under the shelf.  
USB charging connection.



Pg 178

Pg 226

Pg 369

# Skán

Design by Lievore, Altherr, Molina.

Skán is marked by its minimalist design and purity of form. The fixture includes a single-stem reading light with a swiveling cubist shade and a standing luminaire composed of three intertwined stems.





Skans sleek silhouette is marked by its minimalist mien and fluid form. The LED-powered floor lamp includes two options: one is a pitched, single-stem reading lamp that features a weighted base and a swiveling cubist shade that casts a wide beam of light; the other version features three slender, intertwined stems that recall a stand of trees in the forest and emit a diffuse, upward glow from the disc-shaped shades. Both are dimmable.

- 10 White (NCS S 0300-N)
- 11 Black (NCS S 8500-N)
- 37 Terra Red (NCS S 4040-Y70R)

Head: Aluminum.  
 Diffuser: Methacrylate.  
 Base: Zamak.  
 Vertical Rod: Steel.

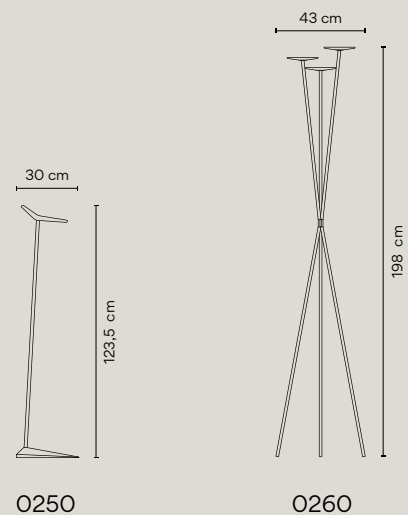
Ref. 0250.  
 LED 3000 K. CRI>80. 42,4 lm/W.  
 Dimming: Optical sensor on the head.

Ref. 0260.  
 LED 2700 K. CRI>80. 97,1 lm/W.  
 Dimming: Push button on the cable.

#### Personalization options available

- Finish customization  
 (Available options: Vibia color palette)

Ref. 0260.  
 - LED 3000 K / 4000 K  
 Request more information.



0250

0260








# Balance

Design by Jordi Vilardell.

Balance features a classic drum shade cantilevered from its column. Adjusting a small pull cord on the diffuser activates the fixture's counterweight system, enabling it to move to the right or left, or up or down-all the while remaining parallel to the floor.





Evoking the essence of its namesake, Balance floor lamp features a classic drum shade poised on a metal rod cantilevered from its steel column. Adjusting a small pull cord on the bottom of the diffuser activates the fixture's counterweight system, enabling it to move to the right or left, or up or down—all the while remaining parallel to the floor. Balance provides general ambient light and can also serve as a more focused reading light.

Cotton shade: Ref. 5190, 5191.

●● 01 Chrome (Metallic finish)

●● 30 Nickel (Metallic finish)

Grey fabric shade: Ref. 5189, 5192.

●● 01 Chrome (Metallic finish)

●● 18 Graphite (RAL 7016)

●● 30 Nickel (Metallic finish)

Arm: Inox.

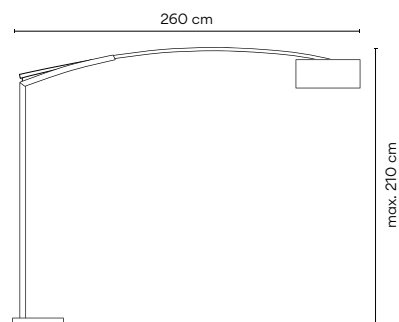
Vertical tube: Steel.

Base: Steel.

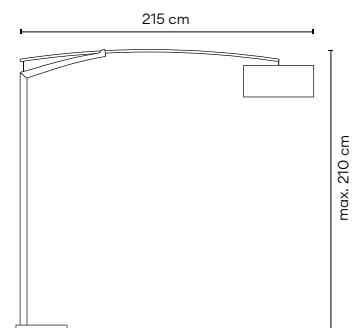
Classic Eco bulb.

Dimmer on the cable.

Dimming TRIAC.



5189 5190



5191 5192



# Jazz



Design by Diego Fortunato.

Featuring an undulating, fluid form, Jazz's smooth silhouette exudes a striking, organic feel. The gently curved design imparts a playful presence in an interior, like an oversized chess piece standing guard.



Featuring an undulating, fluid form, Jazz's smooth silhouette exudes a striking organic feel. Crafted with a polyurethane body and a glass diffuser, the floor lamp offers an ambient light. The gently tapered silhouette recalls a sculptural vase, serving as a piece of décor to accent a space.


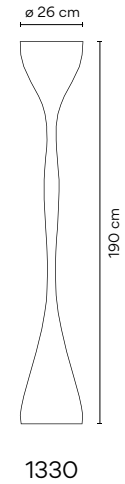
- 10 White (NCS S 0300-N)
- 25 Beige D1 (NCS S 4005-Y50R)
- 45 Blue D1 (NCS S 7010-B10G)

Body: Polyurethane.  
Diffuser: Glass.  
Reflector: Aluminum.

Halogen bulb.  
Dimmer on the cable.  
Dimming TRIAC.

#### Personalization options available

- Finish customization  
(Available options: Vibia color palette)  
Request more information.



Pg 130

Pg 190

Pg 240





# Swing

Design by Lievore, Altherr, Molina.

Simple and timeless in sensibility, Swing features a traditional design with a distinctive articulated arm that offers 180 degrees in motion.







Swing features a traditional design with a distinctive articulated arm that offers 180 degrees in motion. The steel-framed floor lamp comes with a tapered, mesh-cloth shade. It is LED-powered and emit an ambient glow.

- 01 Chrome (Metallic finish)
- 18 Graphite (RAL 7016)
- 93 White (RAL 9016)

Diffuser: Methacrylate.  
Shade: Screen.  
Base: Steel.  
Vertical tube: Steel.

LED bulb or compact fluorescent.  
On/off switch on the lampholder.

**Personalization options available**

- Finish customization  
(Available options: Vibia color palette)  
Request more information.



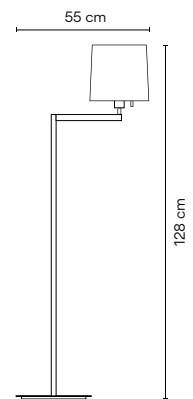
Pg 194



Pg 244




Pg 396



0503

# Warm



Design by Ramos & Bassols.

Offering a contemporary take on a timeless design, Warm features a classic drum shade resting atop a sleek steel column, with a careful selected color palette that provides a contemporary touch.









Offering a contemporary take on a timeless design, Warm features a classic drum shade resting atop a sleek steel column, with a careful selected color palette that provides a contemporary touch. The floor lamp comes with compact fluorescent or LED light source. It's available in either a screen or aluminum shade, both of which provide general ambient illumination.

Screen shade: Ref. 4905.

● 10 White (NCS S 0300-N)

Aluminum shade: Ref. 4906.

● 10 White (NCS S 0300-N)

● 25 Beige D1 (NCS S 4005-Y50R)


● 28 Brown M1 (NCS S 4020-Y60R)

● 56 Green D1 (NCS S 7010-G30Y)

Diffuser: Methacrylate.

Base: Steel.

Vertical tube: Aluminum.



Ref. 4905.

LED bulb.

Ref. 4906.

LED bulb or compact fluorescent.

On/off switch on the cable.

#### Personalization options available

Ref. 4906.

- Finish customization

(Available options: Vibia color palette)

Request more information.



Pg 118



Pg 198



Pg 230



4905 4906





38 Terra dark

36 Soft pink

68 Ocre

37 Terra Red

61 Ocre red



# Table

Flex  
236

Pin  
218

I.Cono  
250

Suite  
226

Jazz  
240

Swing  
244

Join  
246

Warm  
230

Mayfair  
212

Musa  
206

Palma  
222

# Musa

Design by Note Design Studio.

Delicate elegance.

It explores the delicacy of nature which is both strong and powerful, in a poetic expression of light.







Portable version with battery.





Musa is inspired by the poetic delicacy of nature. Its simple silhouette consists of two ovals: the hand-blown, milky-white opal glass shade and the LED-powered bulb it cradles within its concave curves. The table lamp's smooth bowl form rests on an aluminum base that's tucked behind the body so as not to disrupt the organic, flowing design. A small, dimmable bulb nestles at Musa's base, casting a soft glow that spreads across the larger sphere that contains and diffuses it.

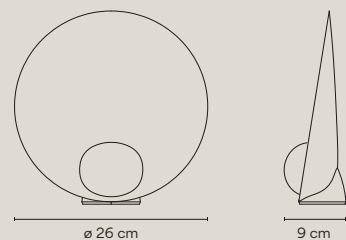
- 58 Salmon (NCS S 1010-Y50R)
- 59 Mink (NCS S 2005-Y50R)
- 93 White (RAL 9016)

Diffuser: Blown glass.  
Body: Aluminum.

LED 2700 K. CRI>90. 99,7 lm/W.  
Dimming: Push.

#### Personalization options available

- Finish customization  
(Available options: Vibia color palette)
  - LED 3000 K / 4000 K
- Request more information.



7400



7402 / 7404

Ref. 7404.  
Portable version with battery.  
Electric cable with plug.  
Push-button on the base.



Refs. 7400, 7402.  
Electric cable with plug.  
Push-button on the base.





# Mayfair



Design by Diego Fortunato.

Mayfair is a modern reimagining of the traditional 19th-century table lights, distinguished by its timeless design and sleek silhouette.











Mayfair is a modern reimagining of the traditional, 19th-century table lamp. Featuring a steel stem and steel or acrylic shade, the LED-powered table lamp is distinguished by its timeless style and sleek silhouette. It casts a diffuse glow and can be dimmed via an optical sensor.

Methacrylate shade: Ref. 5500.

-  07 Graphite and green (RAL 7016 and RAL 6026)
-  08 Graphite and orange (RAL 7016 and RAL 2009)

Steel shade: Ref. 5505.

-  18 Graphite (RAL 7016)
-  20 Gold (Gold)
-  67 Copper (Copper)
-  93 White (RAL 9016)

Diffuser: Polycarbonate.

Tube: Steel.

Base: Zamak.

LED 2700 K. CRI>80. 96 lm/W.  
Dimming: Optical sensor on the base.

#### Personalization options available

Ref. 5505.

- Finish customization  
(Available options: Vibia color palette)
- Request more information.





# Pin



Design by Ichiro Iwasaki.

Pin provides a contemporary take on the traditional table lights. Minimal and pure, its slender steel stem is punctuated by a diminutive dome shade and grounded by a bold base that serves as a counterweight.



Pin provides a contemporary take on the traditional reading light. Minimal and pure, its slender steel stem is punctuated by a diminutive, aluminum dome shade and grounded by a bold, circular base that serves as a counterweight. Available in two arm lengths with an adjustable head that integrates an LED-powered light source, the delicate table lamp offers diffuse illumination that's ideal for reading or work spaces.

- 04 Black (NCS S 9000-N)
- 58 Cream (NCS S 2500-Y20R)
- 62 Green (NCS S 3010-G20Y)
- 93 White (NCS S 0502-Y)

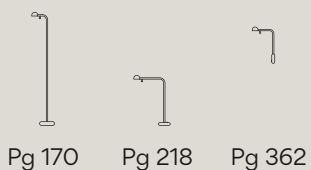
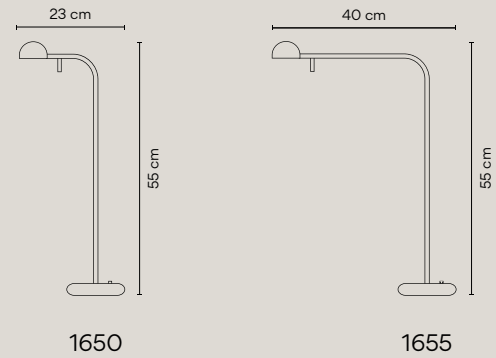
Diffuser: Polycarbonate.  
 Head: Aluminum.  
 Rod: Steel.  
 Base: Zamak.

LED 2700 K. CRI>80. 109 lm/W.

On/off switch on the base.

#### Personalization options available

- Finish customization  
 (Available options: Vibia color palette)  
 Request more information.





# Palma


Design by Antoni Arola.

Pure and elemental, Palma is defined by its simple, spherical shape. It reimagines the classical globe lamp with its subtly flattened form composed of two semicircles of blown opal glass.





LA TIERRA VISTA DESDE EL CIELO



Pure and elemental, Palma is defined by its simple, spherical shape. It reimagines the classical globe lamp with its subtly flattened form composed of two semi-circles of blown opal glass. Joined by an aluminum strap, it offers a compelling textural contrast. Palma exudes a natural feel and rests at the base of a thin rectangular frame, appearing to float within its structure like a glowing orb. Displayed alone or grouped together on a table, the dimmable, LED-powered fixture provides wraparound illumination and a warm glow.


- 18 Graphite (ADAPTA RF 9913 WX)
- 93 White (RAL 9016)

Diffuser: Blown-glass.  
Profile: Aluminum.  
Rods: Steel.

LED 2700 K CRI>90. 94,34 lm/W.  
Dimming: Push.

Electric cable with plug and push-button.

**Personalization options available**  
- LED 3000 K / 4000 K  
Request more information.



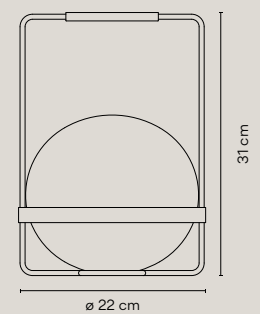
Pg 78



Pg 222



Pg 348



3740

# Suite

Design by Jordi Vilardell & Meritxell Vidal.

Reinterprets and updates the traditional combination of side table or shelf with table lamp. Its warm and comfortable lighting effect appears when least expected, a pleasant luminous surprise.






Ref. 6026, 6031.  
Blown-glass diffuser mounted on shelf with dimmable light. Dimming push-button under the shelf.



On/off switch under the shelf.  
USB charging connection.



Ref. 6027, 6032.  
Reading light Mink (Pantone 407C), mounted on shelf with dimmable light. Dimming push-button under the shelf.

Suite's innovative design combines two functions in one: a piece of furniture that doubles as a light fixture. The table lamp features a multi-level storage stand attached to the wall with sleek, aluminum shelves aligned in different directions along its vertical steel axis. It includes a USB charging station and an LED light source hidden beneath the shelving that generates indirect, atmospheric lighting. The shelves can accommodate additional lighting such as a table lamp or a luminous stone-like object.

- 14 Brown (RAL 8019)
- 93 White (RAL 9016)

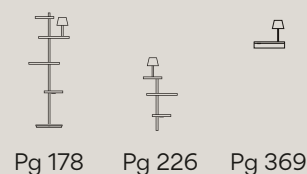
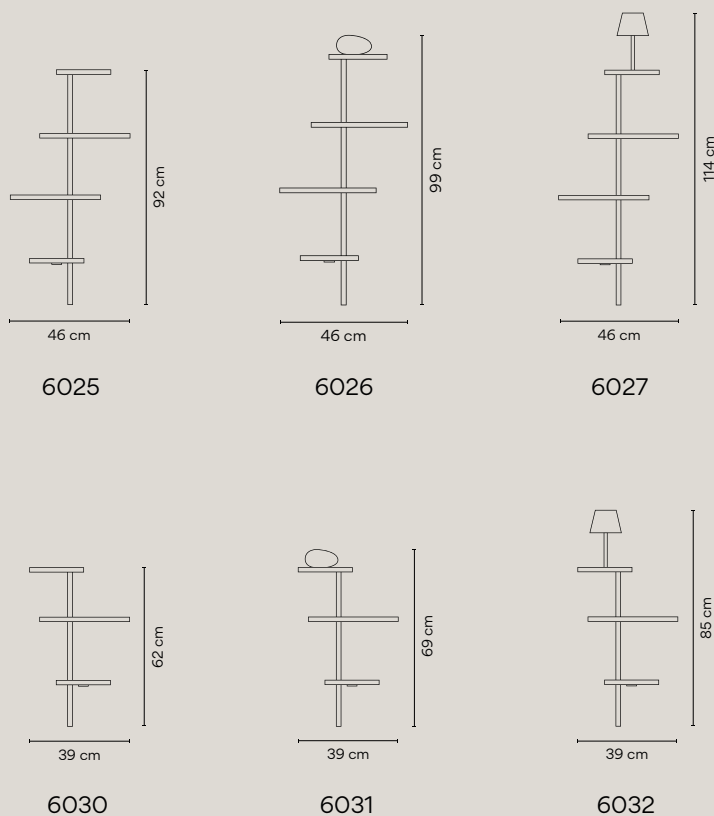
Diffuser: Polycarbonate.  
Shelf: Aluminum.  
Lid: ABS with fiberglass.  
Vertical tube: Steel.

Ref. 6025, 6030.  
LED 2700 K. CRI>80. 81 lm/W.

Ref. 6026, 6027, 6031, 6032.  
LED 2700 K. CRI>80. 88 lm/W.  
Dimming: Push.

**Personalization options available**


- Finish customization  
(Available options: Vibia color palette)
  - LED 3000 K / 4000 K
- Request more information.



Pg 178

Pg 226


Pg 369



# Warm

Design by Ramos & Bassols.

Offering a contemporary take on a timeless design, Warm features a classic drum form resting atop a sleek steel base, with a careful selected color palette that provides a refined touch.











Offering a contemporary take on a timeless design, Warm features a classic drum form resting atop a sleek steel base. The LED-powered table lamp is available in two shade types: the translucent screen version provides general ambient illumination, while the opaque aluminum shade offers a brighter, up- and down-light.

Screen shade: Ref. 4895, 4900.

● 10 White (NCS S 0300-N)

Aluminum shade: Ref. 4896 4901.

● 10 White (NCS S 0300-N)

● 25 Beige D1 (NCS S 4005-Y50R)

● 28 Brown M1 (NCS S 4020-Y60R)

● 56 Green D1 (NCS S 7010-G30Y)

Diffuser: Methacrylate.

Base: Steel.

Vertical tube: Aluminum.

Ref. 4895, 4896, 4900.  
LED bulb.

Ref. 4901.  
LED bulb or compact fluorescent.

On/off switch on the cable.

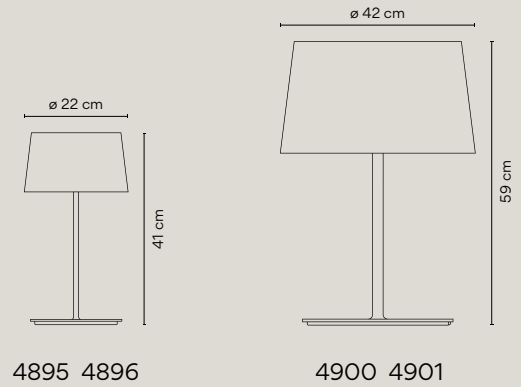
#### Personalization options available

Ref. 4896, 4901.

- Finish customization

(Available options: Vibia color palette)

Request more information.



Pg 118




Pg 198



Pg 230



# Flex



Design by Ramos & Bassols.

Inspired by the smooth arc of the Bézier curve, Flex exemplifies the principle of “form follows function.” The LED table lamp features a sturdy steel base and an articulated, fully adjustable aluminum arm.



Inspired by the smooth arc of the Bézier curve, Flex exemplifies the principle of “form follows function”. The LED table lamp features a sturdy steel base and an articulated, fully adjustable aluminum arm. Flex’s sleek silhouette seamlessly integrates a touch optical sensor within its rotating head for a range of brightness levels-perfect for tasks requiring precision lighting.

Ref. 0750, 0755.

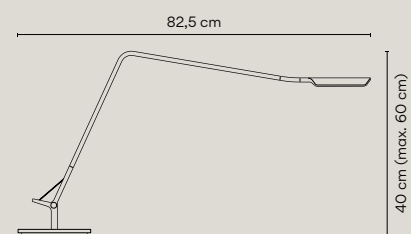
- 03 Gloss white (RAL 9016)
- 18 Gloss graphite (RAL 7016)

Ref. 0751, 0756.

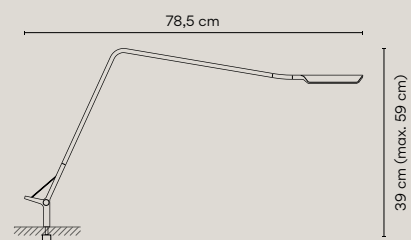
- 03 White (RAL 9016)
- 18 Graphite (RAL 7016)

Head: Aluminum.  
Arm: Aluminum.  
Base: Steel.

LED 3000 K. CRI>80. 42,4 lm/W.  
Dimming: Optical sensor on the head.





0750 0751



0755 0756







# Jazz



Design by Diego Fortunato.

Featuring an undulating, fluid form, Jazz's smooth silhouette exudes a striking, organic feel. The table lamp's gently tapered silhouette recalls a sculptural vase, serving as a piece to accent a space.



Featuring an undulating, fluid form, Jazz's smooth silhouette exudes a striking organic feel. Crafted with an aluminum shade and an optical glass diffuser, the table lamp offers an ambient light. The gently tapered silhouette recalls a sculptural vase, serving as a piece to accent a space.

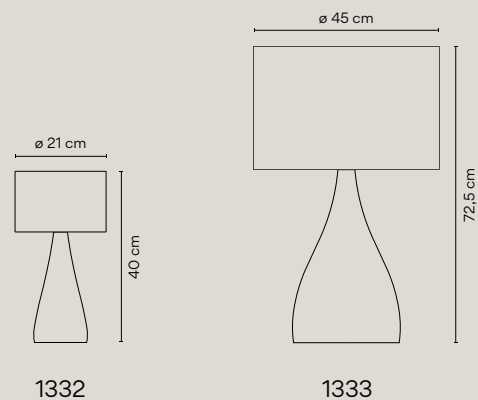
- 10 White (NCS S 0300-N)
- 25 Beige D1 (NCS S 4005-Y50R)
- 45 Blue D1 (NCS S 7010-B10G)

Shade: Aluminum.  
Diffuser: Optical-glass.  
Body: Polyurethane.

On/off switch on the cable.  
Led bulb or compact fluorescent.

#### Personalization options available


- Finish customization  
(Available options: Vibia color palette)  
Request more information.



Pg 130

Pg 190

Pg 240



# Swing

Design by Lievore, Altherr, Molina.

Simple and timeless in sensibility, Swing features a traditional design with a distinctive articulated arm that offers 180 degrees in motion.

---

The steel table comes with a tapered mesh-cloth shade. It is LED-powered and emit an ambient glow.

- 01 Chrome (Metallic finish)
- 18 Graphite (RAL 7016)
- 93 White (RAL 9016)

Diffuser: Methacrylate.  
Shade: Screen.  
Base: Steel.  
Vertical tube: Steel.

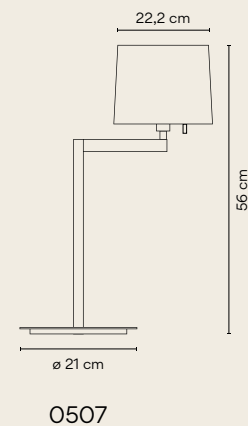
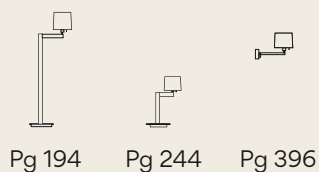
---

LED bulb or compact fluorescent.  
On/off switch on the lampholder.

---

## Personalization options available

- Finish customization  
(Available options: Vibia color palette)  
Request more information.





# Join



Design by Jordi Vilardell.

Join is marked by its unique glass-within-a-glass design. Crafted of precision glass, it features a cylinder-shaped structure which houses an interior glass shade.





Join is marked by its unique glass-within-a-glass design. Crafted of a single piece of blown borosilicate glass—a lightweight, yet heavy-duty material prized for its superior strength and durability—it features a cylinder-shaped structure which houses an interior glass shade. Join's bulb is concealed within the inner vessel and casts a warm, diffuse glow, while its electrical cable trails through an opening in the exterior like a piece of thread.

Ref. 5066.

● 01 Borosilicate glass.

Ref. 5068.

● 01 Blown-glass.

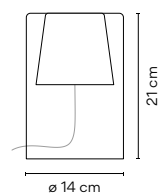
Shade: Borosilicate glass / Blown-glass.

Lamp holder: Ceramic.

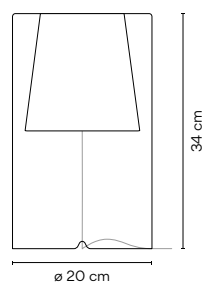
Top: Brass.

On/off switch on the cable.

Halogen bulb.



5066



5068





# I.Cono



Design by Lievore, Altherr, Molina.

Exuding a poised, Scandinavian presence, I.Cono is distinguished by its signature visor-shaped shade that's sleekly angled for a stylish look. Ideal for precision lighting or reading, its pure and clean design conceals its rotation mechanisms.

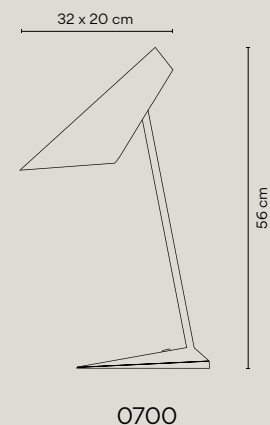


I.Cono exudes a poised, Scandinavian presence with its spare and refined silhouette. The signature, visor-shaped shade is sleekly angled for a stylish look, while its smooth surfaces conceal mechanisms for rotating the head and metal base. The table lamp is available with a LED bulb or compact fluorescent and is ideal for reading or work spaces.

- 10 White (NCS S 0300-N)
- 21 Grey D1 (NCS S 7000-N)
- 25 Beige D1 (NCS S 4005-Y50R)
- 37 Terra Red (NCS S 4040-Y70R)
- 42 Blue M1 (NCS S 5010-B10G)

Shade: Polycarbonate.  
 Base: Zamak.  
 Vertical tube: Steel.

On/off switch on the base.  
 LED bulb or compact fluorescent.









13 Grey L1

15 Grey L2

10 White

11 Black

21 Grey D1

16 Grey M1

# Ceiling

Big  
288

Plus  
304

Big  
Built-in  
293

Puck  
296

Centric  
278

Quadra Ice  
316

Domo  
308

Scotch  
318

Duo  
256

Structural  
268

Funnel  
312

Tube  
320

Guise  
264

Up  
274

Link  
284

45°  
300

Link XXL  
281


# Duo



Design by Ramos & Bassols.

Natural warmth.  
Simple volumes with a sculptural quality, easily integrated with the architecture of the ceilings where they are fitted allowing the lights to become focal points without being suspended.

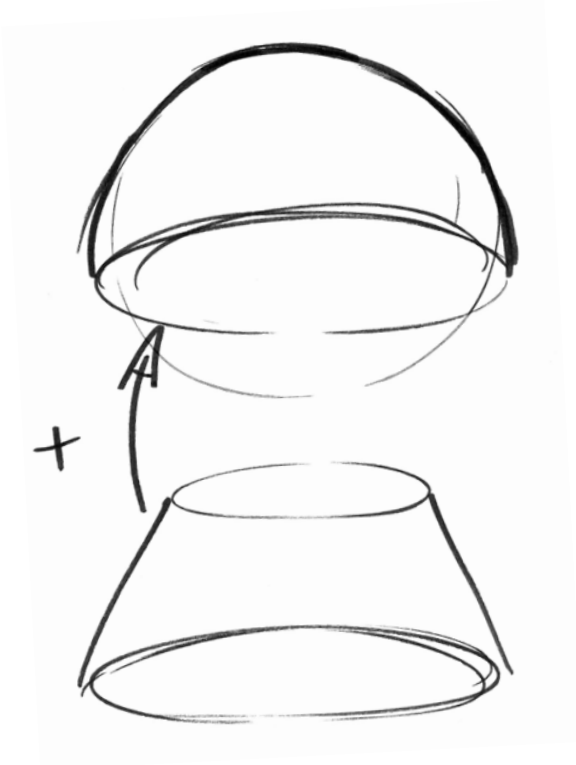













“We chose wood because it’s a natural and quality material. It lends warmth and at the same time contrasts with the surrounding metal”, Ramos & Bassols.





Featuring a natural wood interior and a gently curved form, Duo exudes a soothing, enveloping sensibility. The circular silhouette is crafted of a veined oak timber interior that stands in counterpoint to its aluminum shell, the sleek, high-tech metal and richly textural wood yielding an intriguing material mix. The wood lends the LED-powered fixture a warm glow while the exterior ensures even distribution of light. Affixed to the ceiling, Duo integrates into the architecture like a skylight channeling the brightness from outside.

- 18 Graphite (ADAPTA RF9913WX)
- 58 Cream (RAL 7044)
- 93 White (RAL 9016)

Body: Aluminum.  
 Inner structure: Oak wood.  
 Diffuser: Polycarbonate.

Ref. 4870, 4878, 4880.  
 LED 2700 K. CRI>90. 55 lm/W.  
 LED 4000 K. CRI>80. 46,68 lm/W.  
 Dimming: DALI, 1-10V, Push.

Ref. 4872.  
 LED 2700 K. CRI>90. 79,35 lm/W.  
 LED 4000 K. CRI>80. 92,96 lm/W.  
 Dimming: DALI, 1-10V, Push.

Ref. 4874, 4876.  
 LED 2700 K. CRI>80. 91,67 lm/W.  
 LED 4000 K. CRI>80. 99,54 lm/W.  
 Dimming: 1-10V, Push.

**Personalization options available**

- Finish customization  
 (Available options: Vibia color palette)

Ref. 4870, 4872, 4878, 4880.

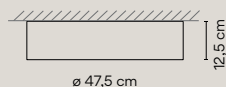
- Dimming: Casambi

Ref. 4874, 4876.

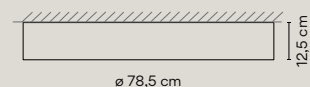
- Dimming: DALI, Casambi.

Request more information.

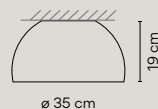
4870



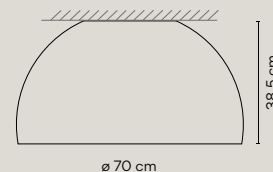
4872



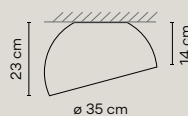
4874



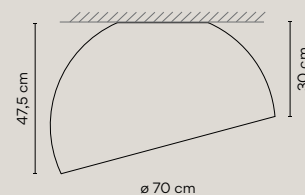
4878



4876



4880





# Guise

Design by Stefan Diez.

Crafted of precision glass and embedded with a row of recessed LEDs, Guise explores the relationship between light and transparency. The light inside the glass appears invisible while the delicately engraved surface radiates an intense glow, the markings beautifully diffusing the light.





Guise is crafted of precision-cut borosilicate glass, a lightweight, yet heavy-duty material prized for its superior strength and durability. Embedded with recessed LEDs, Guise explores the relationship between light and transparency. Inside the glass, the light appears invisible while the delicately engraved surface radiates an intense glow, the markings beautifully diffusing the light. The ceiling light is surface-mounted and available in several sizes.

● 18 Graphite (ADAPTA RF9913WX)

Body: Aluminum.  
Diffuser: Borosilicate glass.

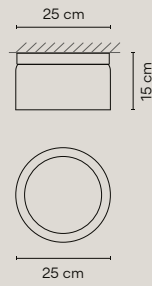
LED 3000 K, CRI >90. 118 lm/W.  
Dimming: 1-10V.

Surface mounted.

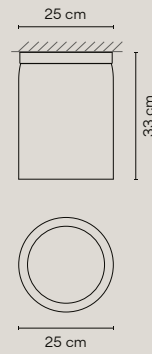
**Personalization options available**

- LED 4000 K
  - Dimming: DALI, Casambi.
- Request more information.

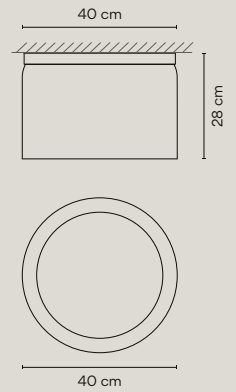
2292



2294



2298



Pg 40



Pg 264



Pg 340

# Structural



Design by Arik Levy.

Structural's cubic forms pair with slender metal rods that both join and separate the volumes, providing points of light connected in space.

Its design deconstructs the light source and casts it in unexpected places, creating sculptural pieces integrated in the architecture.









Structural's cubic forms pair with slender metal rods that both join and separate the volumes, creating points of light connected in space. Its design deconstructs the light source and casts it in unexpected places. Marked by lean lines and defined coordinates, it creates glowing sculptural pieces integrated in the architecture. The LED-powered light source is encased in an aluminum box, bathing ceilings in a bright wash of direct and indirect light without glare.

- 15 Grey L2 (NCS S 2500-N)
- 21 Grey D1 (NCS S 7000-N)

Diffuser: Polycarbonate.  
Main body: Aluminum.  
Structures: Aluminum.

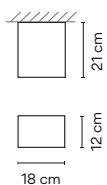
LED 3000 K. CRI>90. 118,3 lm/W.  
Dimming: 1-10V.

Surface mounted.

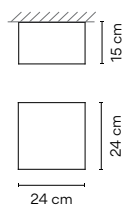
**Personalization options available**

- Finish customization  
(Available options: Vibia color palette)
  - LED 4000 K
  - Dimming: DALI, Casambi
- Request more information.

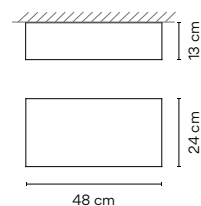
2630



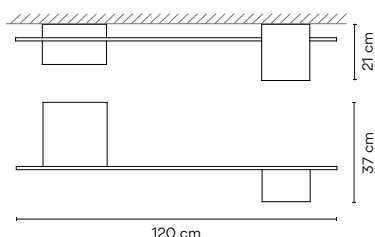
2632



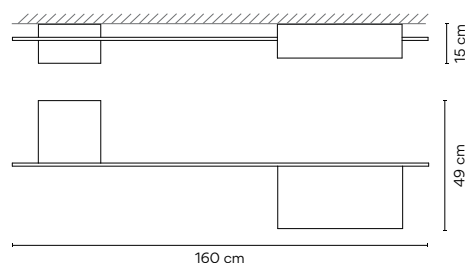
2634



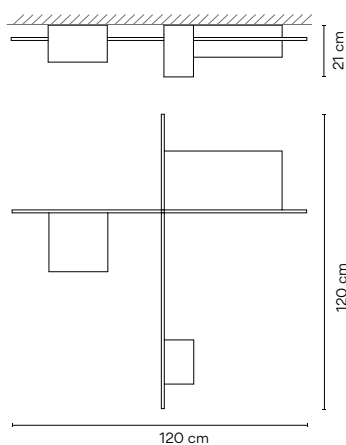
2640



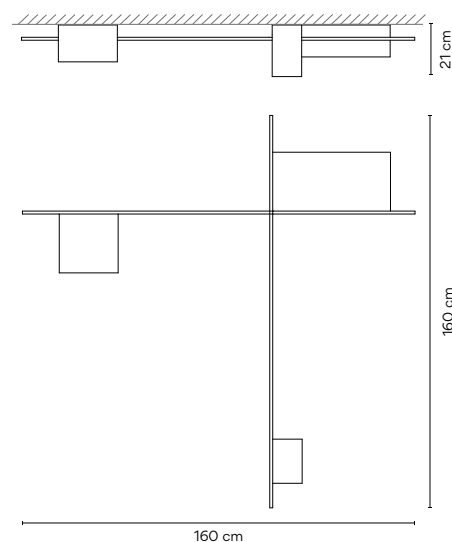
2642




2645



2647





# Up



Design by Ramos & Bassols.

Inspired by the look of neoclassical cornices, Up blends seamlessly into the ceiling. With its flat LED diffusion system and refined rim, it gives the appearance of uniform light passing from an opening in the ceiling through a sleek frame.



Up was inspired by the look of neoclassical cornices. With a depth of merely 7 centimeters, the surface-mounted aluminum fixture adds an understated, yet distinctive design element that blends seamlessly into the ceiling in round or rectangular shapes.

With its innovative flat LED diffusion and refined rim, Up gives the appearance of uniform light passing from an opening in the ceiling through a sleek frame.

● 18 Graphite (RAL 7016)

● 93 White (RAL 9016)

Body: Aluminum.

Canopy: Steel.

Diffuser: Polycarbonate.

Ref. 4440, 4442, 4460.

LED 2700 K. CRI>80. 94 lm/W.

LED 4000K. CRI>80. 113 lm/W.

Dimming: DALI, 1-10V, Push.

Ref. 4452, 4454.

LED 2700K. CRI>80. 79 lm/W.

LED 4000K. CRI>80. 95 lm/W.

Dimming: DALI, 1-10V, Push.

Surface mounted.



#### Personalization options available

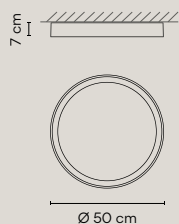
- Finish customization

(Available options: Vibia color palette)

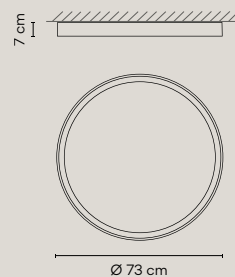
- Dimming: Casambi

Request more information.

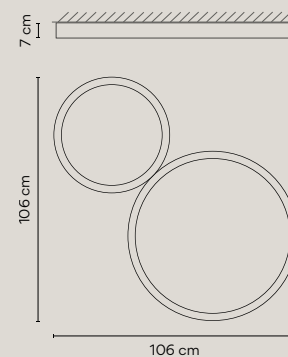
4440



4442



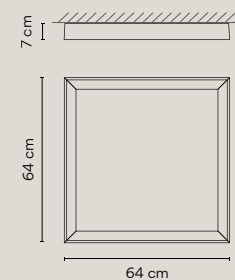
4460



4452



4454









# Centric

Design by Ramos & Bassols.

Integrated into the ceiling architecture like a skylight channeling brightness from outside, Centric recalls a circular window.

Composed of a pair of symmetrical or asymmetrical concentric spheres, the ring design draws attention to the interior light source. The LED-powered fixture offers diffuse, direct light from its core, as well as reflected light that emanates from the inner surface of the rings.

- 58 Cream (NCS S 2005-Y20R + NCS S 0502-Y)
- 93 White (RAL 9010)

Body: ABS.  
 Diffuser: Methacrylate.  
 Canopy: Steel.

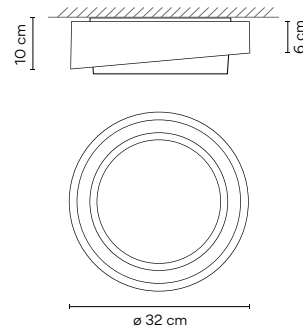
LED 2700 K. CRI>80. 145 lm/W.  
 Dimming: 1-10V, Push.

Surface mounted.

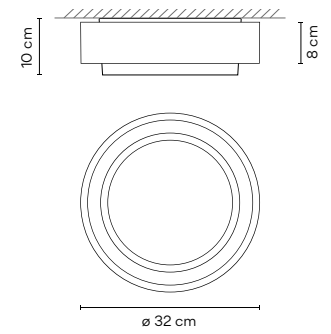
**Personalization options available**

- LED 3000 K / 4000 K
  - Dimming: DALI, Casambi
- Request more information.

5700



5710






# Link XXL



Design by Ramón Esteve.

Link XXL light features an assortment of cubic volumes that appear integrated into the architecture of the ceiling. The modular panels allow for customisable, geometric compositions, producing sprawling ceiling sculptures and a unique lighting effect.



Link XXL light features cubic volumes in different heights and depths that appear integrated into the architecture of the ceiling. The modular panels create customisable, geometric compositions, the rhythmic variations of the forms producing a sprawling ceiling sculpture and a unique lighting effect. Requiring only a single electrical connection, Link XXL is powered by a dimmable LED that produces an indirect, soft glow within the hollows of each panel.

- 03 White (RAL 9010)
- 18 Graphite (RAL 7016)

Body: Polyurethane.  
Diffuser: Polycarbonate.

LED 4000 K. CRI>80. 109 lm/W.  
Dimming: DALI, 1-10V.

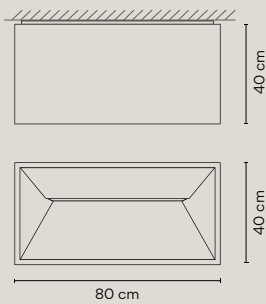
A maximum of 25 modules can be connected to a single connection point. For bigger compositions, check connection system.

Surface mounted.

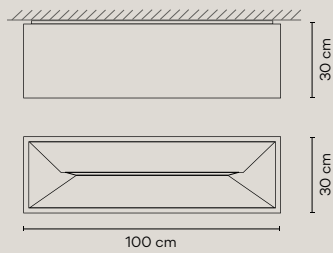
**Personalization options available**  
- Configuration layout at [vibia.com](http://vibia.com)  
- Finish customization  
(Available options: Vibia color palette)  
Request more information.



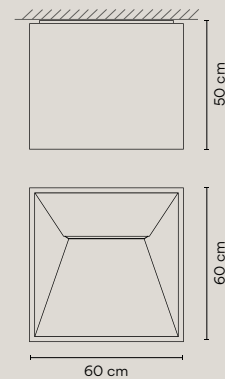
5351



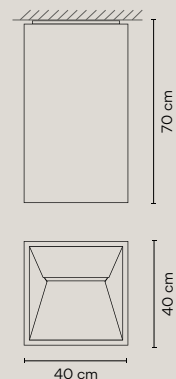
5356



5361



5366



# Link



Design by Ramón Esteve.

Cubic volumes with different sizes and heights to offer a range of geometries perfectly fitting into the architecture of the ceiling.





## LINK

The Link ceiling light features cubic volumes in different heights and depths that appear integrated into the architecture of the ceiling. Each volume emits diffuse, ambient illumination through the gaps between the pieces, mimicking the effect of a skylight and making it well suited for areas with limited natural light. It only requires a single electrical connection.

- 03 Gloss white (RAL 9010)
- 18 Gloss graphite (RAL 7016)

Body: Aluminum.  
Diffuser: Methacrylate.

Ref. 5373, 5376, 5379, 5381, 5385, 5389, 5396.  
Fluorescent bulb.

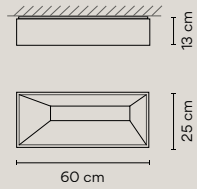
Ref. 5380, 5384, 5388, 5395.  
Fluorescent bulb.  
Dimming: DALI, Push.

Surface mounted.

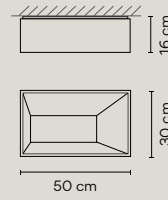
### Personalization options available

- Configuration layout at [vibia.com](http://vibia.com)
  - Finish customization  
(Available options: Vibia color palette)
- Request more information.

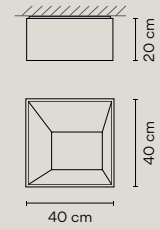
5373



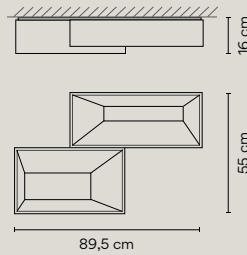
5376



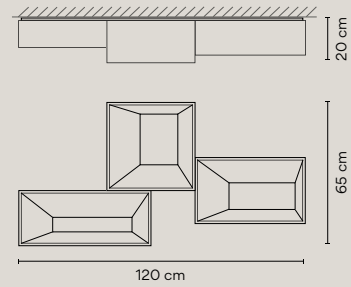
5379



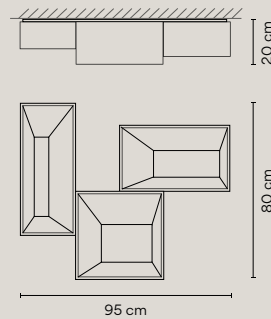
5380 5381



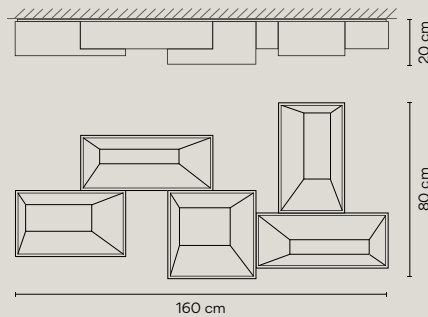
5384 5385



5388 5389



5395 5396





# Big





Design by Lievore, Altherr, Molina.

Big's ceiling design cedes center stage to the diffuser, whose enlarged shape covers nearly the entire steel fitting.



Big's design cedes center stage to its diffuser, an enlarged shape that covers nearly the entire steel fitting. The minimalist, dome-shaped silhouette is suspended from a clear cord, evoking a glowing orb overhead. Ideal for high or dull ceilings, its pure, geometric profile mimics the effect of a skylight with an ambient glow that recreates the sun's natural light.

-  01 Chrome (Metallic finish)
-  93 White (RAL 9010)

Shade: Aluminum.

Ring: Steel.

Diffuser: Methacrylate.

Ref. 0530, 0531.

Fluorescent bulb.

Dimming: DALI, Push.

Ref. 0532, 0533.

LED 3000 K. CRI>90. 132 lm/W.

LED 4000 K. CRI>80. 141 lm/W.

Dimming: 1-10V, Push.

Surface mounted.

#### Personalization options available

- Finish customization

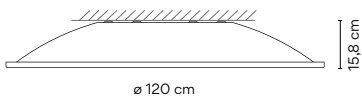
(Available options: Vibia color palette)

Ref. 0532, 0533.

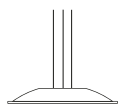
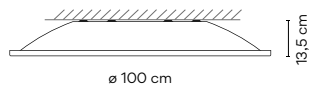
- Dimming: DALI, Casambi.

Request more information.


0530 0532



0531 0533



Pg 127




Pg 288







# Big Built-in



Design by Lievore, Altherr, Molina.

Big reimagines the utilitarian ceiling light with an enlarged diffuser that covers nearly the entire chrome fitting. The simple, oversized shape evokes a glowing orb overhead, its pure, geometric silhouette mimicking the effect of a skylight.

Big reimagines the utilitarian ceiling light with an enlarged diffuser that covers nearly the entire steel fitting. The minimalist, dome-shaped form is built into the ceiling, integrating with the architecture and evoking a glowing orb overhead. Ideal for high or dull ceilings, its pure, geometric silhouette mimics the effect of a skylight with an ambient glow that recreates the sun's natural light.

- 01 Chrome
- 93 White (RAL 9010)

Shade: Aluminum.  
 Ring: Steel.  
 Diffuser: Methacrylate.

Ref. 0540, 0543, 0546.  
 Fluorescent bulb.  
 Dimming: DALI, Push.

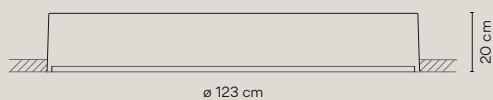
Ref. 0544, 0547.  
 Fluorescent bulb.

Built-in.

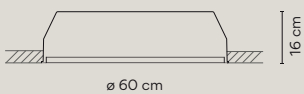
#### Personalization options available

- Finish customization  
 (Available options: Vibia color palette)  
 Request more information.

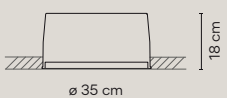
0540



0543 0544




0546 0547





# Puck



Design by Jordi Vilardell.

Inspired by the classic circle silhouette, Puck panel light's simple, spherical forms can be superimposed on one another, lending sensibility overhead. Crafted of premium, opal triplex blown glass, it casts a warm glow.



Inspired by the classic circle silhouette, Puck panel light's simple, spherical forms can be superimposed on one another, lending sensibility overhead. Available with an LED or fluorescent bulb, Puck is crafted of premium, opal triplex blown glass and moulded aluminum for a flawless finish and a warm glow without shadows or glare.

● 03 White (RAL 9016)

Body: Aluminum.  
Diffuser: Opal triplex blown-glass.

Ref. 5400, 5410, 5430, 5435, 5440, 5445.  
Halogen bi-pin bulb.

Ref. 5402, 5412, 5432, 5437, 5442, 5447.  
LED 2700 K. CRI>80. 112 lm/W.

All versions require just one electrical connection.  
Surface mounted.

#### Personalization options available

Ref. 5402, 5412, 5432, 5437, 5442, 5447.  
- LED 3000 K / 4000 K  
Request more information.



5400 5402



5410

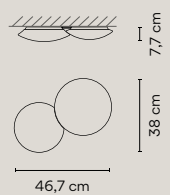


5412

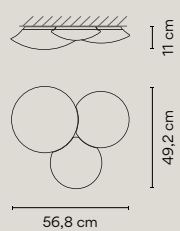




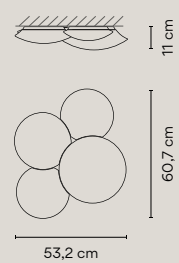
5430 5432



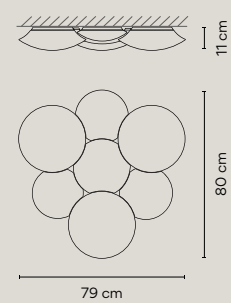
5435 5437




5440 5442



5445 5447



# 45°



Design by Víctor Carrasco.

45° fixture features a customised composition of vertical tubes that create a sculptural effect overhead. Suspended from the ceiling like sleek stalagmites, they create an array of glowing accent lighting points.





The 45° fixture features a customised composition of vertical aluminum tubes in varying lengths. Suspended from the ceiling like sleek stalagmites, they create an array of glowing accent lighting points. The ceiling light can be arranged in personalized configurations to suit a space, their angled tips creating a sculptural effect overhead.

- 03 White (RAL 9016)
- 04 Black (RAL 9005)
- 52 Bronze

Body: Aluminum.  
Diffuser: Polycarbonate.

LED 2700K. CRI>80. 109 lm/W.

Ref. 8250.  
/13 Dimming: 1-10V.  
/15 Dimming: Push.

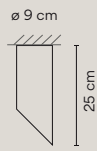
Ref. 8251, 8252.  
Dimming: 1-10V, Push.

Include interchangeable diffusers, milk or orange finishes.  
Surface mounted.


#### Personalization options available

- LED 3000 K / 4000 K
  - Ref. 8251, 8252.
  - Dimming: DALI
- Request more information.

8250




8251



8252





# Plus



Design by X. Claramunt & M. de Mas.

Adopting the form and function of a skylight, Plus' streamlined, spherical design integrates seamlessly into the ceiling architecture. Its diffuser lends the dimmable light an ambient, uniform quality.



Plus adopts the form and function of an actual skylight. The streamlined, spherical shape integrates seamlessly into the ceiling architecture, its diffuser lending the dimmable light an ambient, uniform quality. Available with surface-mounted fittings that can be painted to completely fit into the architecture. The smaller are intended for outdoor or bathroom use, while larger styles-including an asymmetrical version-make a striking statement in a variety of interior settings.

● 03 White (RAL 9016)

Body: Polyurethane.  
Diffuser: Methacrylate.

Ref. 0605, 0615, 0620, 0625, 0630.  
Fluorescent bulb.  
Dimming: DALI, Push.

Ref. 0607, 0617.  
LED 3000 K. CRI>90. 112 lm/W.  
LED 4000 K. CRI>80. 118 lm/W.  
Dimming: DALI, 1-10V, Push.

Ref. 0622, 0627, 0632.  
LED 3000 K. CRI>90. 112 lm/W.  
LED 4000 K. CRI>80. 131 lm/W.  
Dimming: DALI, 1-10V, Push.

Surface mounted.

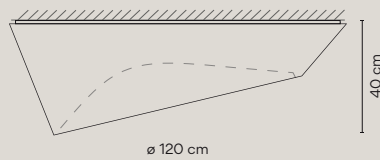
#### Personalization options available

Ref. 0607, 0617, 0622, 0627, 0632.

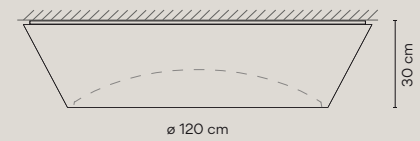
- Dimming: Casambi

Request more information

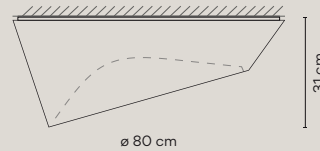
0605 0607



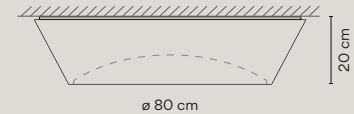
0615 0617




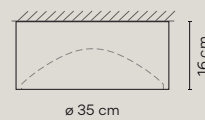
0620 0622



0625 0627



0630 0632





# Domo



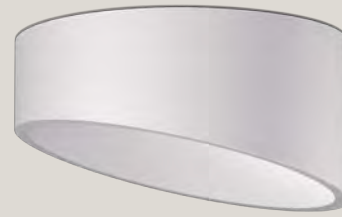
Design by Ramos & Bassols.

Featuring a classic cylinder silhouette, Domo offers refined lighting effect, combining diffusion and reflection. The understated, LED-powered fixture has clean lines and a spherical shape that seamlessly blends into the ceiling architecture.









Featuring a classic cylinder silhouette, Domo offers a refined lighting effect, combining diffusion and reflection. Crafted of aluminum, the understated fixture has clean lines and a spherical shape that seamlessly blends into the ceiling architecture. Equipped with an LED light source, Domo provides a light effect that's ideal for lighting walkways, corridors, or a single object.

Ref. 8200, 8201.

● 03 White (RAL 9016)

Ref. 8210.

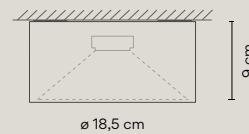
● 03 Outside: Graphite.  
 Inside: White (RAL 7016, RAL 9016)

Canopy: Steel.

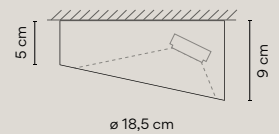
Shade: Aluminum.

Diffuser: Polycarbonate.

8200 8210



8201



LED 2700 K. CRI>80. 95 lm/W.


/ 10 Dimming: No.

/ 12 Dimming: 0-10V.

Ceiling surface mounted.

**Personalization options available**


- Finish customization  
 (Available options: Vibia color palette)
  - LED 3000 K / 4000 K
- Request more information.



# Funnel



A fluid design defines this ceiling fixture, a streamlined, funnel-shaped base that flows into a protruding cap. The smooth, sculptural curves conceal a light source behind the tip, which reflects back on the funnel form and creates a flood of ambient illumination.



A fluid, design defines this aluminum ceiling fixture, a streamlined, funnel-shaped base that flows into a protruding cap. The smooth, sculptural curves conceal an halogen or LED light source behind the tip, reflecting back on the funnel form and creating a flood of indirect, ambient illumination. They can be mounted individually overhead or together in a row.

- 10 White ( NCS S 0300-N)
- 36 Soft pink (NCS S 1010-Y50R)
- 47 Green L1 (NCS S 4005-G80Y)

Additional finish only for Ref. 2012, 2013.

- 51 Gold leaf (Gold)

Reflector: Aluminum.  
Shade: Aluminum.

Ref. 2004, 2005.  
Halogen bi-pin bulb.

Ref. 2007.  
Halogen bulb.

Ref. 2012.  
LED 2700 K. CRI>80. 100,3 lm/W.

Ref. 2013, 2014.  
LED 2700 K. CRI>80. 108,9 lm/W.  
Dimming: DALI, 1-10V, Push.

Surface mounted.

#### Personalization options available

Ref. 2012, 2013, 2014.

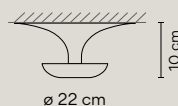
- Finish customization  
(Available options: Vibia color palette)
- LED 3000 K / 4000 K

Ref. 2014.

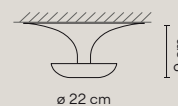
- Dimming: Casambi

Request more information.

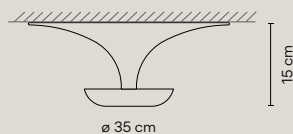
2004



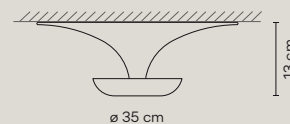
2012



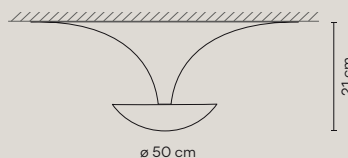
2005



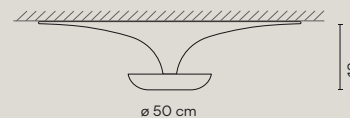
2013



2007



2014





# Quadra Ice

Pure lines and a timeless design distinguish the Quadra Ice ceiling light. Featuring a white optical glass diffuser held in place by four corner clips, the fixture evokes the feeling of celestial body floating in space. The dimmable luminaire is available in a halogen bulb, fluorescent tube, or LED and casts a warm, ambient light.

● 00 White (RAL 9016)

Reflector: Aluminum.  
Diffuser: Glass.

Ref. 1128, 1129, 1133, 1134.  
Halogen bulb.

Ref. 1132.  
Fluorescent tube.

Ref. 1138.  
LED 2700 K. CRI>80. 99,2 lm/W.  
Dimming: 1-10V, Push.

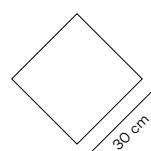
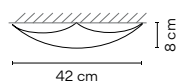
Ref. 1139.  
LED 2700 K. CRI>80. 95,3 lm/W.  
Dimming: 1-10V, Push.

Surface mounted.

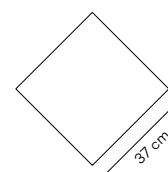
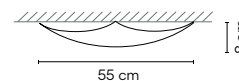
## Personalization options available

Ref. 1138, 1139.  
- LED 3000 K / 4000 K  
- Dimming: DALI, Casambi  
Request more information.

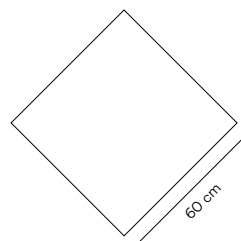
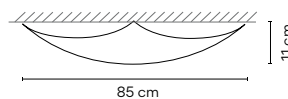
1128 1138



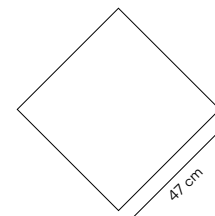
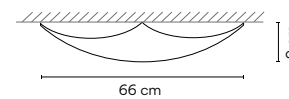
1129 1139



1132 1133



1134







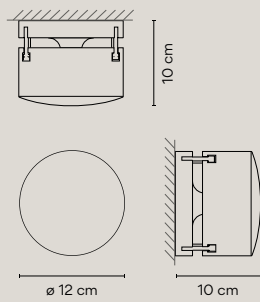
# Scotch



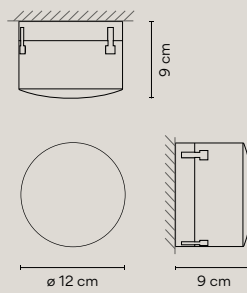
Design by Oscar & Sergi Devesa.

Evoking a sleek ice sculpture, Scotch is at once strong and subtle. Crafted of a thick, pressed-glass diffuser with a frosted-glass interior, its spherical design provides an understated accent and a warm glow.

0960



0962



Crafted of a thick, pressed-glass diffuser resting upon a chrome base, its spherical design provides an understated accent. It features a frosted-glass interior that generates a warm glow, ideal for outdoor ceiling soffits or walls.

● 01 Chrome (Metallic finish)

Body: Zamak.

Diffuser: Pressed-glass.

Ref. 0960.

Halogen bi-pin bulb.

Surface mounted indoor.

Ref. 0962.

LED 2700K. CRI>80. 117,3 lm/W.

Surface mounted outdoor.

**Personalization options available**

Ref. 0962.

- LED 3000 K / 4000 K

Request more information.



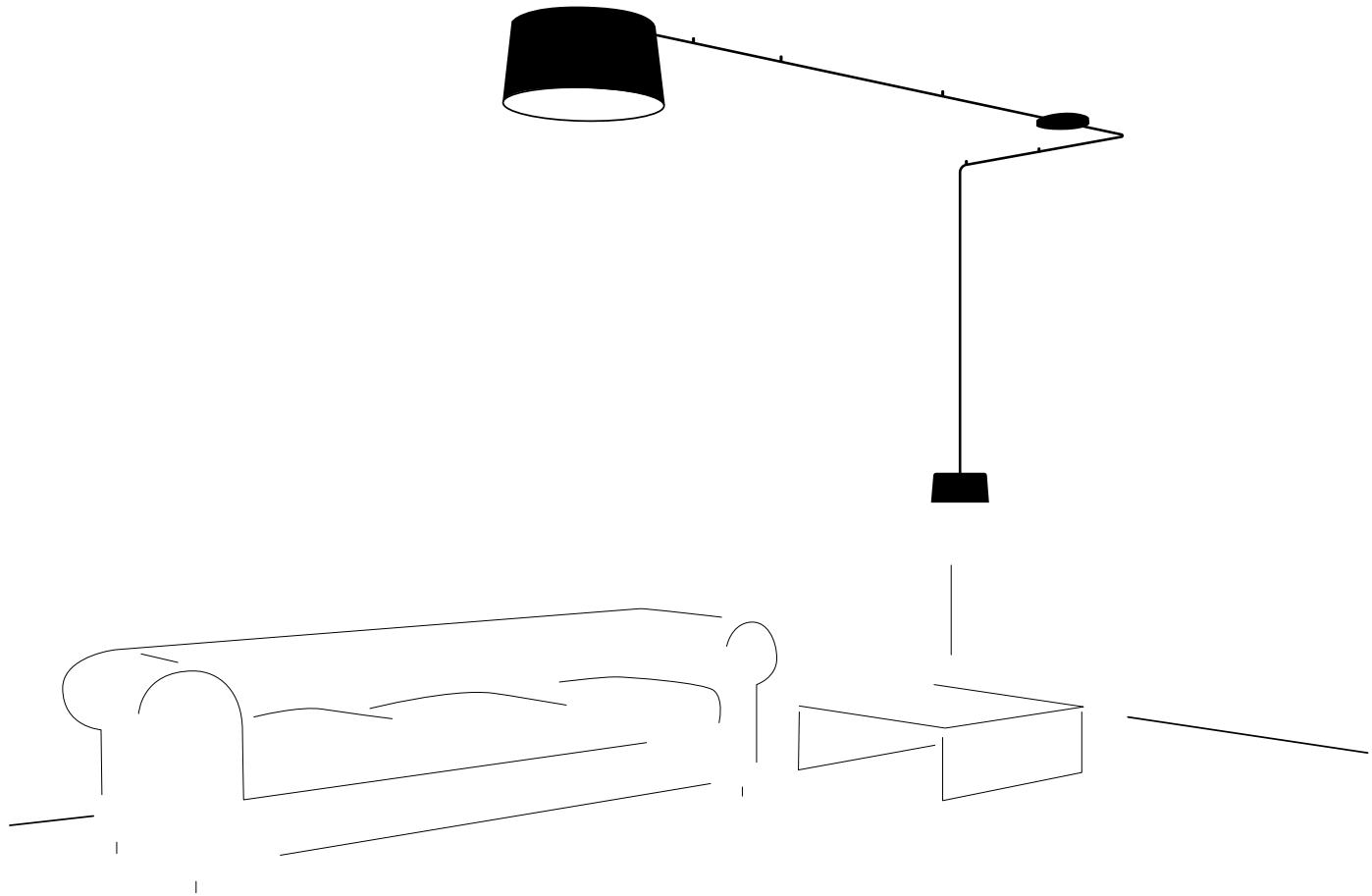
# Tube



Design by Ichiro Iwasaki.

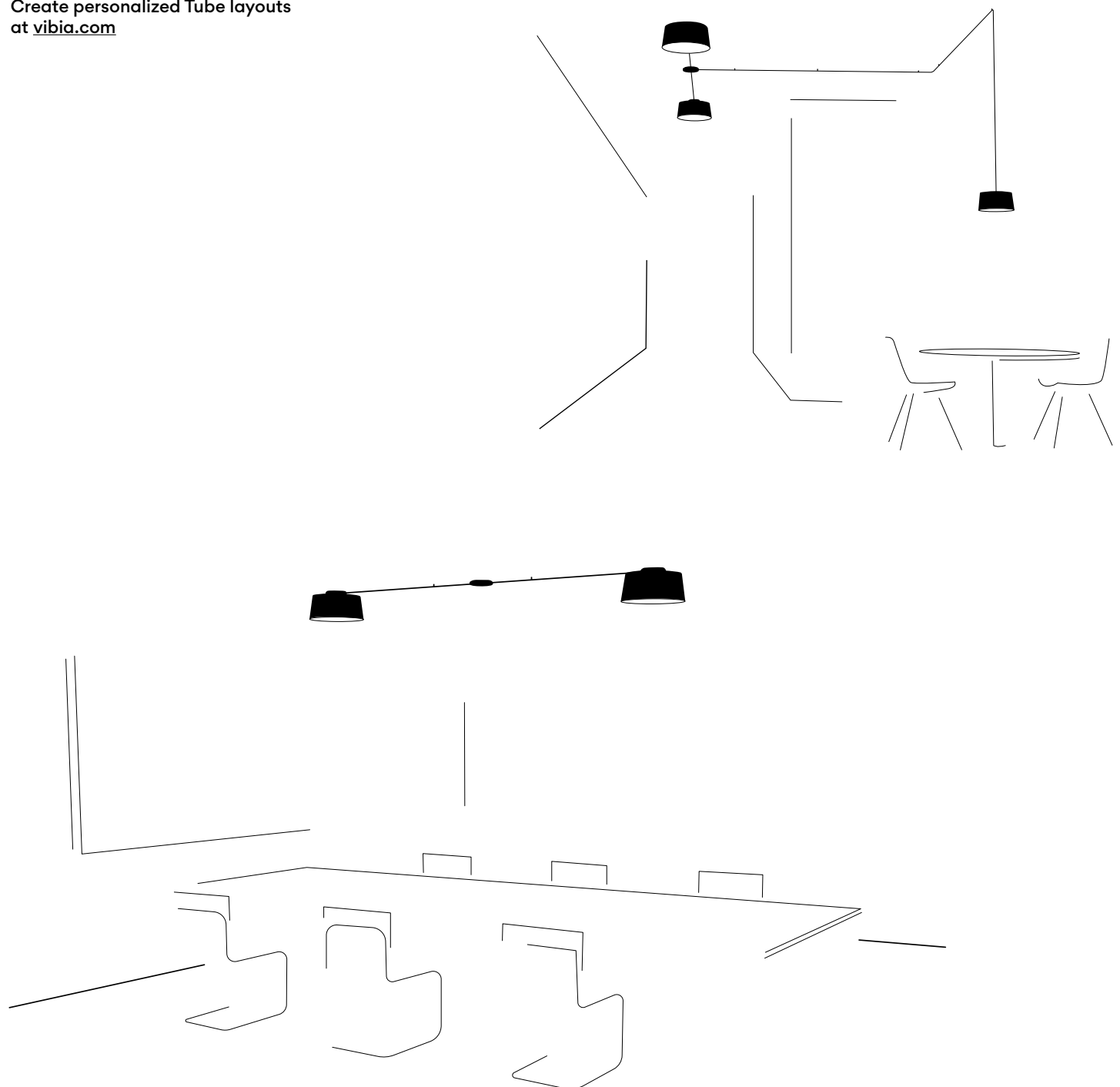
Shade Landscape. A fluid gesture outlines the tubes, which when set out over a space become the structure that facilitates a meeting of the shades in a harmonious coming together.





Tube modular system for every space. This egalitarian option provides personalizable variations for areas where multiple ceiling and pendant light sources are necessary: from dining solutions to lounge and living, hotel, workspaces and retail. Choose from multiple shade sizes, finishes and layouts specific to your space.

**Create personalized Tube layouts at [vibia.com](http://vibia.com)**



Tube is a modular ceiling and pendant system with numerous possibilities. Composed of different size of shades and a black tube that can grow in vertical and horizontal as desired, to bring the light where it is needed in groupings that are integrated with the architecture of the spaces where they are featured.

Ref. 6100, 6105, 6110.

- 10 White (NCS S 0300-N)
- 15 Grey L2 (NCS S 2500-N)
- 16 Grey M1 (NCS S 4500-N)
- 21 Grey D1 (NCS S 7000-N)

Ref. 6115.

- 10 White (NCS S 0300-N)

● ● ● ●  
71 Grey L2, Grey M1, Grey D1  
(NCS 2500-N, NCS 4500-N, NCS 7000-N)

Canopy: Steel.

LED support: Aluminum.

Diffuser: Polycarbonate.

Shade: Aluminum.



Ref. 6100.

LED 2700 K. CRI>90. 128,9 lm/W.

Ref. 6105.

LED 2700 K. CRI>90. 145 lm/W.

Ref. 6110.

LED 2700 K. CRI>90. 139,2 lm/W.

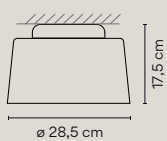
Ref. 6115.

LED 2700 K. CRI>90. 138,8 lm/W.

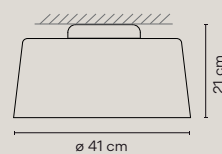
Dimming: DALI, 1-10V, Push.

Surface mounted.

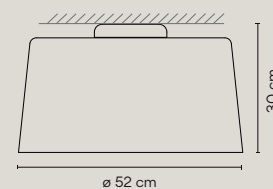
6100



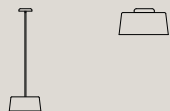
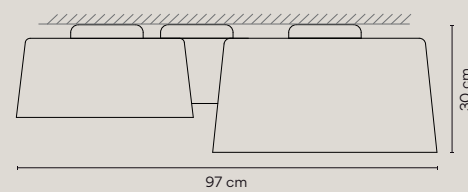
6105



6110




6115











56 Green D1

53 Green M1

47 Green L1

# Wall

Alpha  
380

Millenium  
402

Scotch  
406

Centric  
384

Musa  
344

Set  
358

Fold  
Surface  
388

North  
398

Structural  
334

Funnel  
354

Origami  
376

Suite  
369

Guise  
340

Palma  
348

Swing  
396

Halo  
Wall  
410

Pin  
362

Tempo  
328

I.Cono  
372

Puck  
392

Linestra  
404

Puck  
Wall Art  
414

Micro  
408

# Tempo



Design by Lievore Altherr.

Timeless character.  
The Tempo collection by Lievore Altherr reclaims our collective memory of light, making it contemporary through its most essential expression. Shades with an architectonic profile recreate different ambiances bringing them right up-to-date with new additions and uses.











Ref.  
5757, 5759, 5761, 5763, 5765, 5767.  
Recessed dimmable driver.



Ref.  
5756, 5758, 5760, 5762, 5764, 5766.  
Push dimmer on the cable.  
With plug.



Timeless character. The Tempo collection by Lievore Altherr reclaims our collective memory of light, making it contemporary through its most essential expression. Shades with an architectonic profile recreate different ambiances bringing them right up-to-date with new additions and uses. The classic bistrot globe has evolved with an oval organic shape with a gradated lighting that crosses the spectrum from transparency to translucence. The opaline diamond shade illuminates with a diffused light of superior quality. The model with the reflector plate converts the bulb into a small brilliant bubble that radiates light.

- 18 Graphite (ADAPTA RF 9913 WX)
- 35 Brick (NCS S 4040-Y70R)
- 58 Cream (RAL 7044)
- 62 Green (NCS S 3010-G20Y)

Diffuser: Blown-glass.  
LED support: Aluminum.  
Structures: Steel.

Ref. 5756, 5757, 5762, 5763.  
Shade: Aluminum.

LED 2700 K. CRI>90. 110,2 lm/W.

Ref. 5756, 5758, 5760, 5762, 5764, 5766.  
Dimming: Push.  
Push dimmer on the cable. With plug.

Ref. 5757, 5759, 5761, 5763, 5765, 5767.  
Dimming: 1-10V, Push.  
Recessed dimmable driver.

#### Personalization options available

- Finish customization  
(Available options: Vibia color palette)
- LED 3000 K / 4000 K  
Ref. 5757, 5759, 5761, 5763, 5765, 5767.
- Dimming: DALL, Casambi  
Request more information.

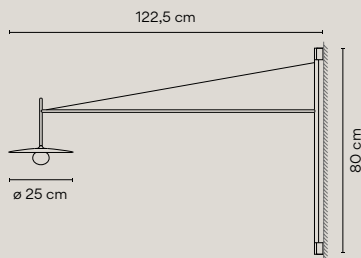


Pg 144

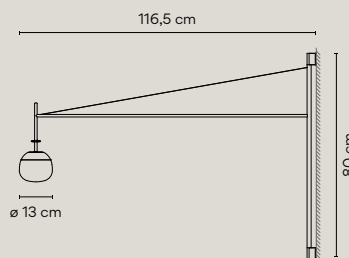


Pg 328

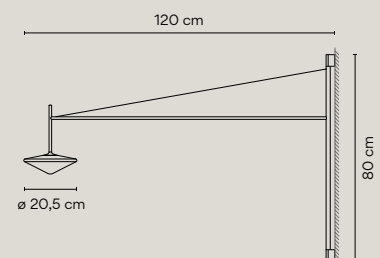
5756 5757



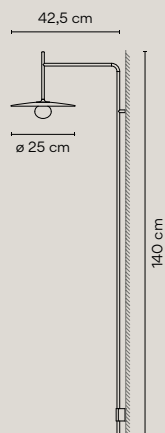
5758 5759



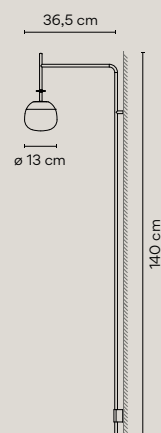
5760 5761



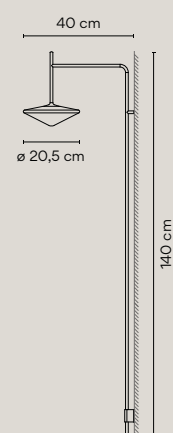
5762 5763



5764 5765



5766 5767




# Structural




Design by Arik Levy.

The Structural wall light features two cubic forms paired with slender metal rods that both join and separate the volumes, providing points of light connected in space. Its design deconstructs the light source and casts it in unexpected places, creating sculptural pieces integrated in the architecture.











The Structural wall light features two cubic forms paired with slender metal rods that both join and separate the volumes, creating points of light connected in space. Its design deconstructs the light source and casts it in unexpected places. It can be combined in various arrangements to integrate with a room's architecture. Marked by lean lines and defined coordinates, it creates glowing sculptural silhouettes integrated in the architecture. The LED-powered light source is encased in an aluminum box, bathing walls in a bright wash of light without glare.

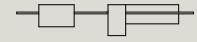
- 15 Grey L2 (NCS S 2500-N)
- 21 Grey D1 (NCS S 7000-N)

Diffuser: Polycarbonate.  
Main body: Aluminum.  
Structures: Aluminum.

LED 3000 K. CRI>90. 118 lm/W.  
Dimming: 1-10V.

**Personalization options available**

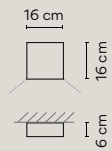
- Finish customization  
(Available options: Vibia color palette)
  - LED 4000 K
  - Dimming: DALI or Casambi
- Request more information.



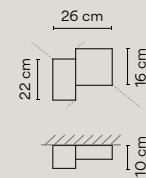
Pg 268

Pg 334

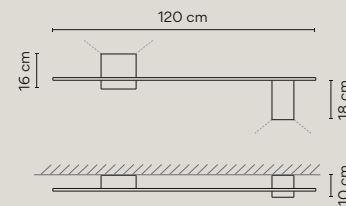
2600



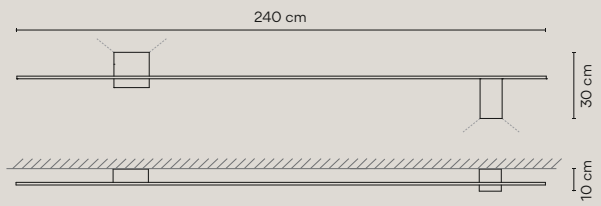
2602



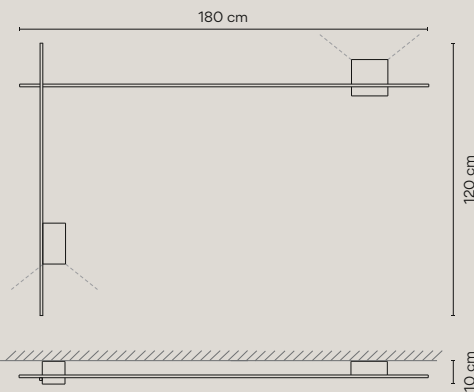
2610



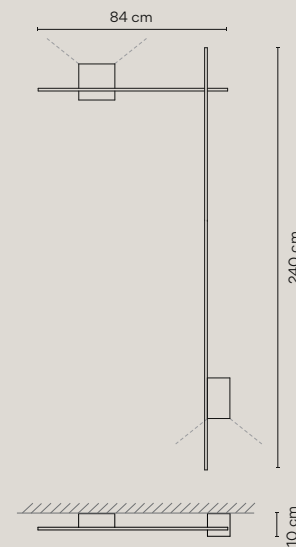
2612



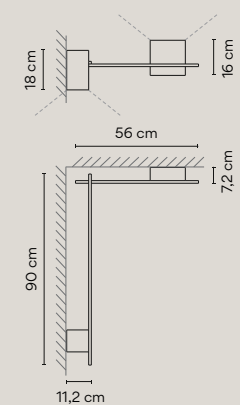
2615



2617



2620




# Guise



Design by Stefan Diez.

Crafted of precision glass and embedded with recessed LEDs, Guise explores the relationship between light and transparency. Its ring shape generates a glowing halo of diffuse light when illuminated, recalling a solar eclipse.



Guise is crafted of borosilicate glass—a lightweight, yet heavy-duty material prized for its superior strength and durability—and embedded with recessed LEDs. Its spare ring shape generates a glowing halo of diffuse light when illuminated, recalling a solar eclipse. When switched off, the transparent glass and hidden LEDs seem to disappear—hence the lamp’s name. Guise is fitted with a special sensor that dims by simply bringing one’s hand close to the light, without direct contact.

● 18 Graphite (ADAPTA RF9913WX)

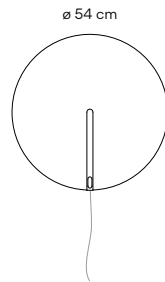
Diffuser: Borosilicate glass.  
LED support: Aluminum.

LED 3000 K. CRI >90. 87,12 lm/W.  
Dimming: Optical sensor on the LED support.

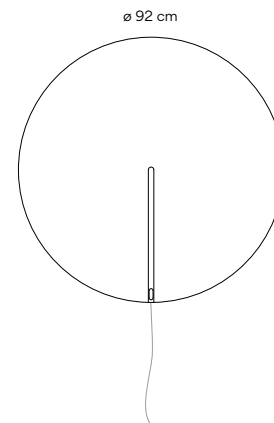
Electric cable with plug (3m).

**Personalization options available**  
- LED 4000 K  
Request more information.

2260



2262



Pg 40



Pg 264



Pg 340



# Musa



Design by Note Design Studio.

Delicate elegance.  
It explores the delicacy of nature which is both  
strong and powerful, in a poetic expression of light.



Musa is inspired by the poetic delicacy of nature. The sconce's refined silhouette consists of two ovals: the hand-blown, milky-white opal glass shade and the LED-powered bulb it cradles within its concave curves. The fixture's smooth bowl form features an organic, flowing design. A small, dimmable diffuser nestles at Musa's base, casting a soft glow that spreads across the larger sphere that contains and diffuses it.

- 58 Salmon (NCS S 1010-Y50R)
- 59 Mink (NCS S 2005-Y50R)
- 93 White (RAL 9016)

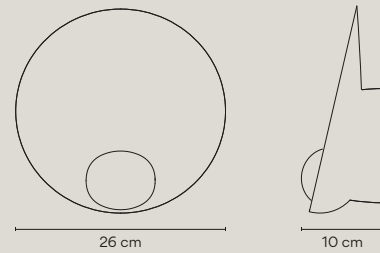
Diffuser: Blown glass.  
Body: Aluminum.

LED 2700 K. CRI>90. 99,7 lm/W.  
Dimming: 1-10V.

#### Personalization options available

- Finish customization  
(Available options: Vibia color palette)
  - LED 3000 K / 4000 K
- Request more information.

7415







# Palma



Design by Antoni Arola.

Palma connects light and vegetation as in the natural landscape. Two semicircles of blown opal glass joined by an aluminum strap recall the earth's shape, an organic design that accommodates greenery along its axis.







Palma connects light and vegetation as in the natural landscape. Two semi-circles of blown opal glass joined by an aluminum strap recall the earth's shape, an organic design that accommodates greenery along its axis. Available in vertical and horizontal orientations and a choice of one, two or three spheres, the sconces and plantings are combined in an array of compositions. Ideal for public spaces, the suspended configurations create the effect of floating in mid-air as it spans a broad stretch of wall or climbs upward towards the ceiling.

● 18 Graphite (ADAPTA RF 9913 WX)

● 93 White (RAL 9016)

Diffuser: Blown-glass.

Profile: Aluminum.

Planter: PMMA.

LED 2700 K. CRI>90. 94,34 lm/W.

Dimming: 1-10V, Push.

**Personalization options available**

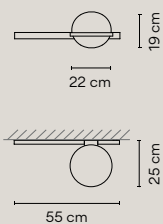
- LED 3000 K / 4000 K

Ref. 3702, 3704, 3706, 3714, 3716, 3718.

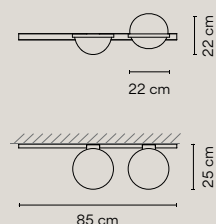
- Dimming: DALI

Request more information.

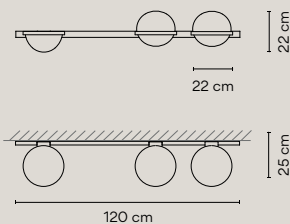
3700



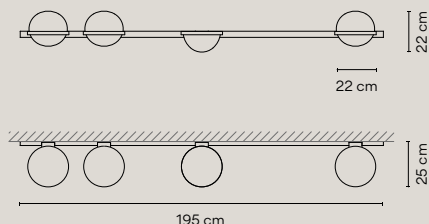
3702



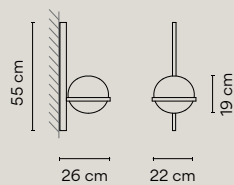
3704



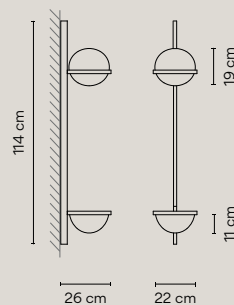
3706



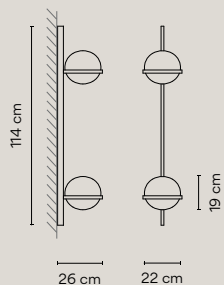
3710



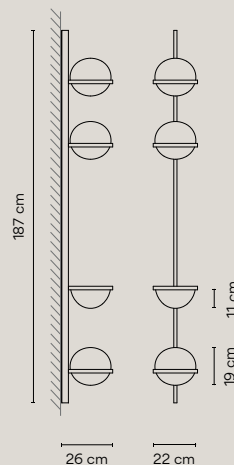
3714



3716




3718






# Funnel



Material, light and space integrated within a light fitting.  
The perfect equation for an unsurpassable result.





A fluid design defines this aluminum fixture, a streamlined, funnel-shaped base that flows into a protruding cap. The smooth, sculptural curves conceal an halogen, or LED light source behind the tip, reflecting light back on the funnel form and creating a flood of indirect, ambient lighting. It can be displayed individually or in a row for greater impact.

- 10 White ( NCS S 0300-N)
  - 36 Soft pink (NCS S 1010-Y50R)
  - 47 Green L1 (NCS S 4005-G80Y)
- Additional finish only for Ref. 2012, 2013.
- 51 Gold leaf (Gold)

Reflector: Aluminum.  
Shade: Aluminum.

Ref. 2004, 2005.  
Halogen bi-pin bulb.

Ref. 2012.  
LED 2700 K. CRI>80. 100,3 lm/W.

Ref. 2013.  
LED 2700 K. CRI>80. 108,9 lm/W.  
Dimming: DALI, 1-10V, Push.

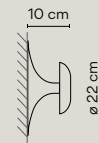
Surface mounted.

#### Personalization options available

Ref. 2012, 2013.

- Finish customization  
(Available options: Vibia color palette)
  - LED 3000 K / 4000 K
- Request more information.

2004



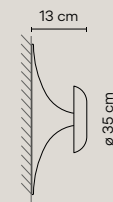
2012



2005



2013








# Set



Design by Xuclà.

A game of light, shadows and volumes, Set is a new concept of modular wall sconces that composes light as art onto the walls. During the day Set decorates the wall with a pattern of rectangular elements, but once illuminated it creates a surprising feature of lights, shadows and volumes.




Set wall sconce is a composition of rectangular pieces that generate and reflect light. One fixed component fitted with an LED casts its glow over the other adjustable volumes, each, in turn, emanating elegant rays of light and shadow and doubling as dramatic wall art. Multiple units install together create a wall art installation in an entryway, hall or feature area.

**Create personalized Set compositions at [vibia.com](http://vibia.com)**

A customised composition of rectangular pieces crafted of an aluminum body and fine borosilicate-glass diffuser, Set both generates and reflects light. It features one fixed component fitted with an LED that casts its light over the other adjustable volumes, each, in turn, emanating elegant rays of light and shadow upwards. The fixture produces an endless array of luminary effects depending on how it's positioned and doubles as dramatic wall art.

- 59 Mink (Pantone 407)
- 93 White (RAL 9003)

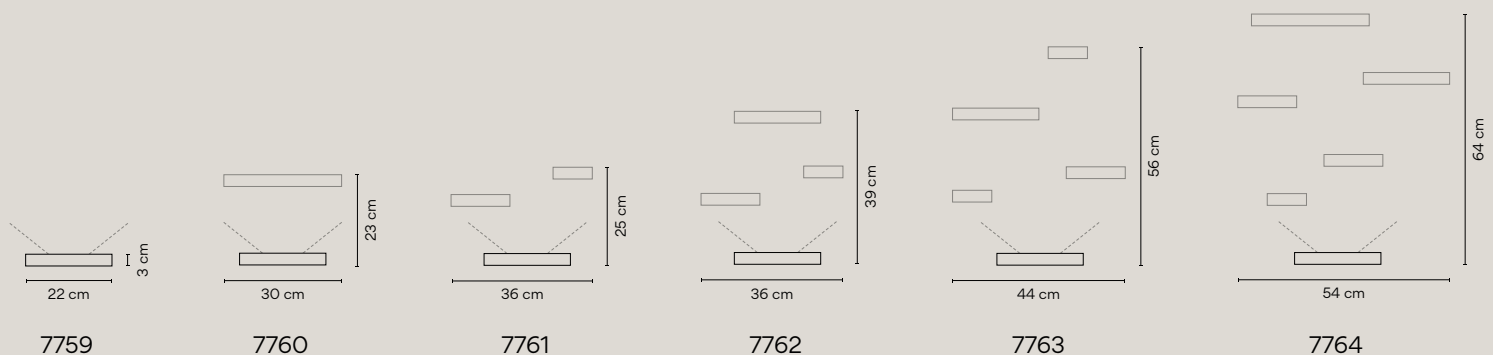
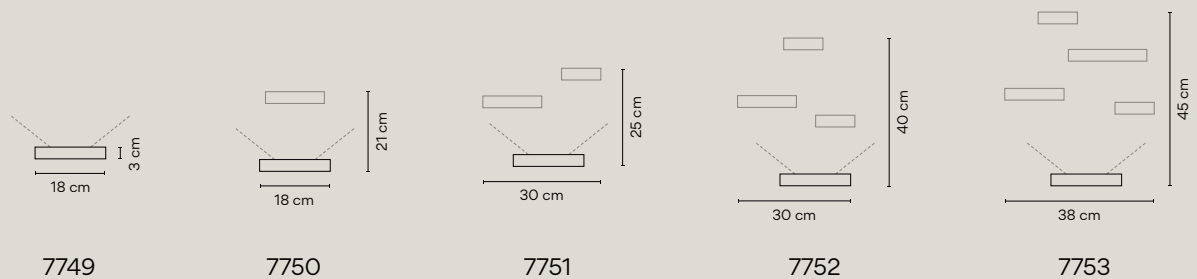
Main body: Aluminum.  
 Diffuser: Borosilicate glass.  
 Lid: Polycarbonate.  
 Reflecting bodies: PVC.



LED 2700 K. CRI>80. 116 lm/W.  
 Dimming: 0-10V.

LED placed on the lower element.

**Personalization options available**  
 - Configuration layout at [vibia.com](http://vibia.com)  
 - LED 3000 K / 4000 K  
 Request more information.





# Pin

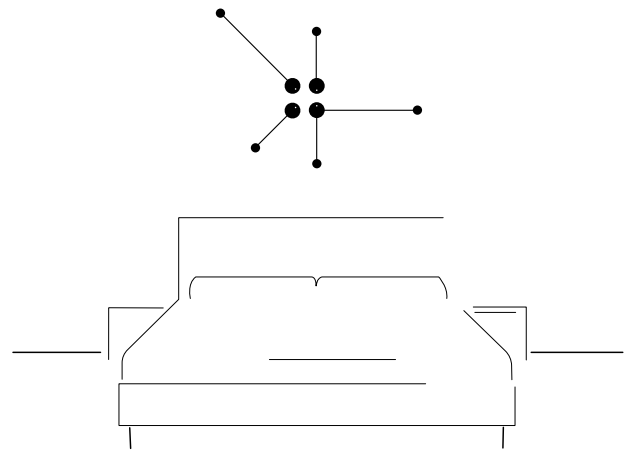
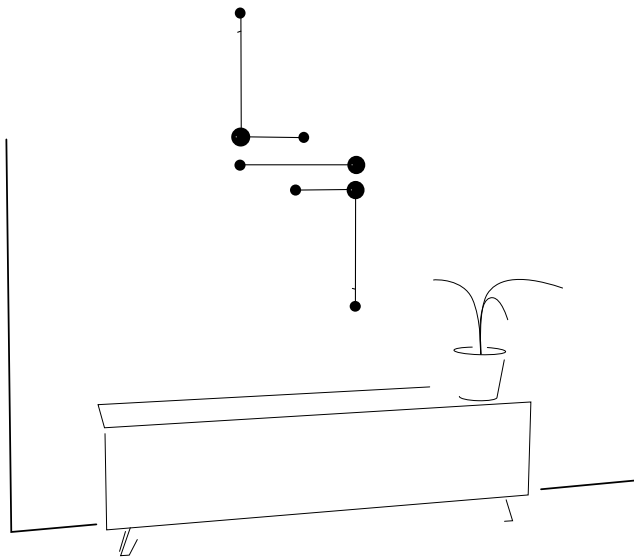


Design by Ichiro Iwasaki.

Pin's striking interplay of geometric forms doubles as abstract wall art. Lean, steel lines extend outward, punctuated by a bold base and diminutive dome shade, its LED-powered tips radiating in a gleaming nimbus of soft light.

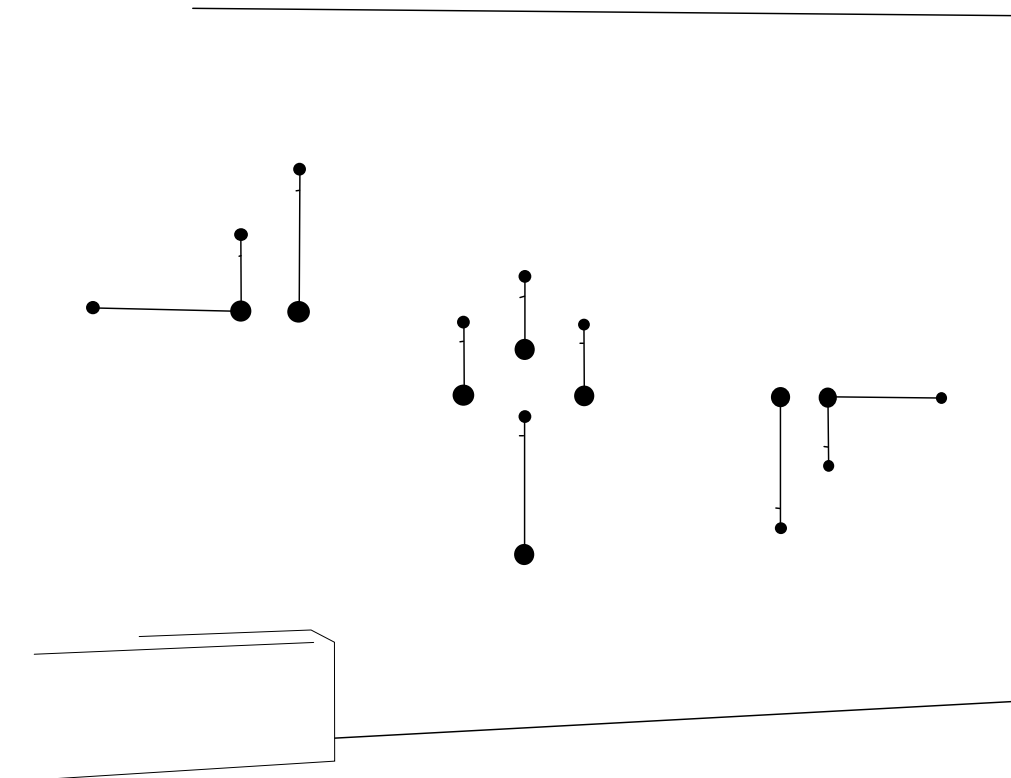








Pin wall lamp is a reading light or wall art characterized by a delicate and essential shape and shade that is adjustable. Choose from multiple designs and finishes to create a feature area work of art or simply a bedroom light that speaks to the space users' individuality.



Pin features a striking interplay of geometric forms. Lean, steel lines elegantly extend outward, punctuated by a bold, circular base and diminutive aluminum dome shade. Doubling as abstract wall art, its LED-powered tips radiate in a gleaming nimbus of soft light. Whether displayed individually or in customised combinations, it creates a stunning sculptural statement with a distinctly playful appeal.

- 04 Black (NCS S 9000-N)
- 58 Cream (NCS S 2500-Y20R)
- 62 Green (NCS S 3010-G20Y)
- 93 White (NCS S 0502-Y)

Diffuser: Polycarbonate.  
 Head: Aluminum.  
 Rod: Steel.  
 Base: Zamak.

LED 2700K. CRI>80. 109 lm/W.

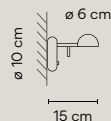
On/off switch on the base.

**Personalization options available**

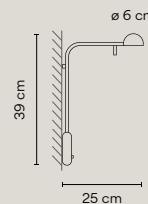
- Finish customization  
 (Available options: Vibia color palette)
- Request more information.



1675



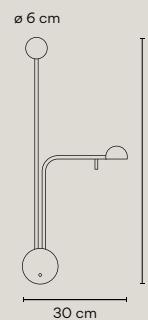
1680



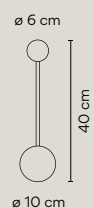
1685



1686



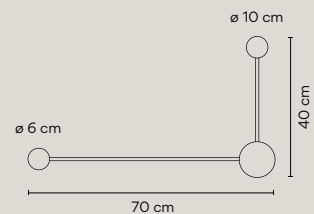
1690



1692




1694



Pg 170

Pg 218

Pg 362





Design by Jordi Vilardell & Meritxell Vidal.

Suite's innovative design reimagines the traditional pairing of shelf and table lamp. A piece of furniture doubling as a light fixture, the lamp features adjustable shelves built into the wall and equipped with LED lighting underneath.

# Suite



Suite's innovative design combines two functions in one: a piece of furniture that doubles as a light fixture. The LED light source hidden beneath the shelving that generates indirect, atmospheric lighting. The wall lamp is available as shelving, a shelf topped a luminous stone-like object, or a shelf equipped with a reading lamp.

● 14 Chocolate (RAL 8019)

● 93 White (RAL 9016)

Diffuser: Polycarbonate / Blown-glass.

Shelf: Aluminum.

Lid: Steel.

Ref. 6035.

LED 2700 K. CRI>80. 81 lm/W.

Ref. 6040, 6041.

LED 2700 K. CRI>80. 109 lm/W.

Blown-glass diffuser mounted on shelf.

Ref. 6045, 6046.

LED 2700 K. CRI>80. 101 lm/W.

Reading light Mink (Pantone 407C), mounted on shelf.

On/off switch on the bottom cover.

Ref. 6050.

LED 2700 K. CRI>80. 109 lm/W.

Blown-glass diffuser.

#### Personalization options available

Ref. 6035, 6040, 6041, 6045, 6046.

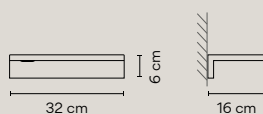
- Finish customization

(Available options: Vibia color palette)

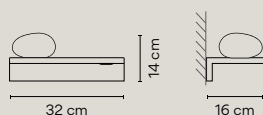
- LED 3000 K / 4000 K

Request more information.

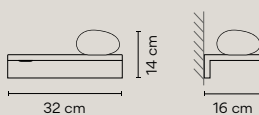
6035



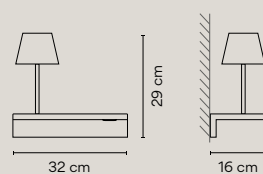
6040



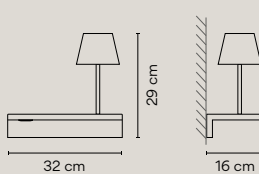
6041





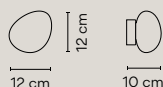
6045



6046



6050







# I.Cono



Design by Lievore, Altherr, Molina.

Exuding a poised, Scandinavian presence, I.Cono is distinguished by its signature visor-shaped shade that's sleekly angled for a stylish look. Ideal for precision lighting or reading, its pure and clean design conceals its rotation mechanisms.



I.Cono exudes a poised, Scandinavian presence with its spare and refined silhouette. The signature, visor-shaped shade is sleekly angled for a stylish look, while its smooth surfaces conceal mechanisms for rotating the head and metal base. The wall lamp is available with LED or fluorescent bulb and offered with the “on” switch in the cable or the base.

- 10 White (NCS S 0300-N)
- 21 Grey D1 (NCS S 7000-N)
- 25 Beige D1 (NCS S 4005-Y50R)
- 37 Terra Red (NCS S 4040-Y70R)
- 42 Blue M1 (NCS S 5010-B10G)

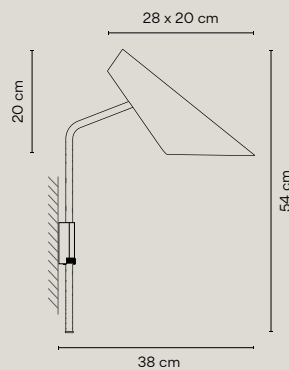
Shade: Polycarbonate.  
 Wall plate: Zamak.  
 Tube: Steel.

LED bulb or compact fluorescent.

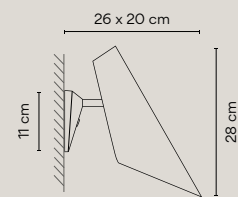
Ref. 0720.  
 On/off switch on the wall plate.

Ref. 0725.  
 Electric cable with plug.  
 On/off switch on the cable.

0725



0720



Pg 175




Pg 250



Pg 372

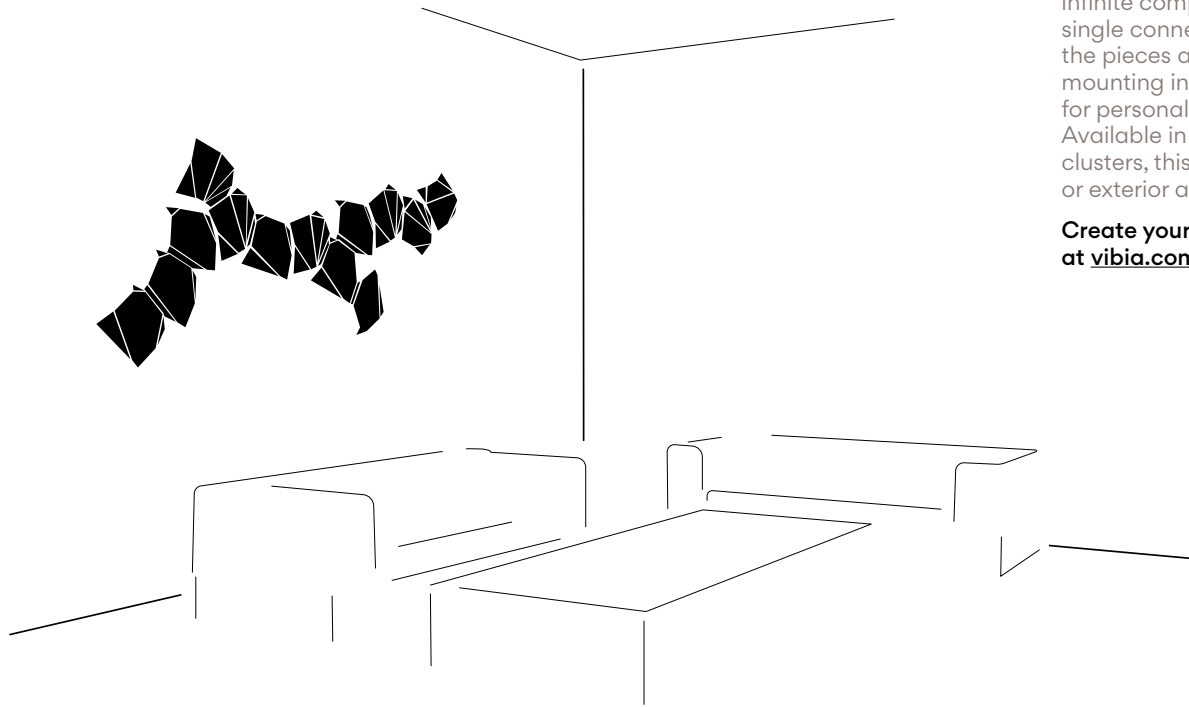


# Origami



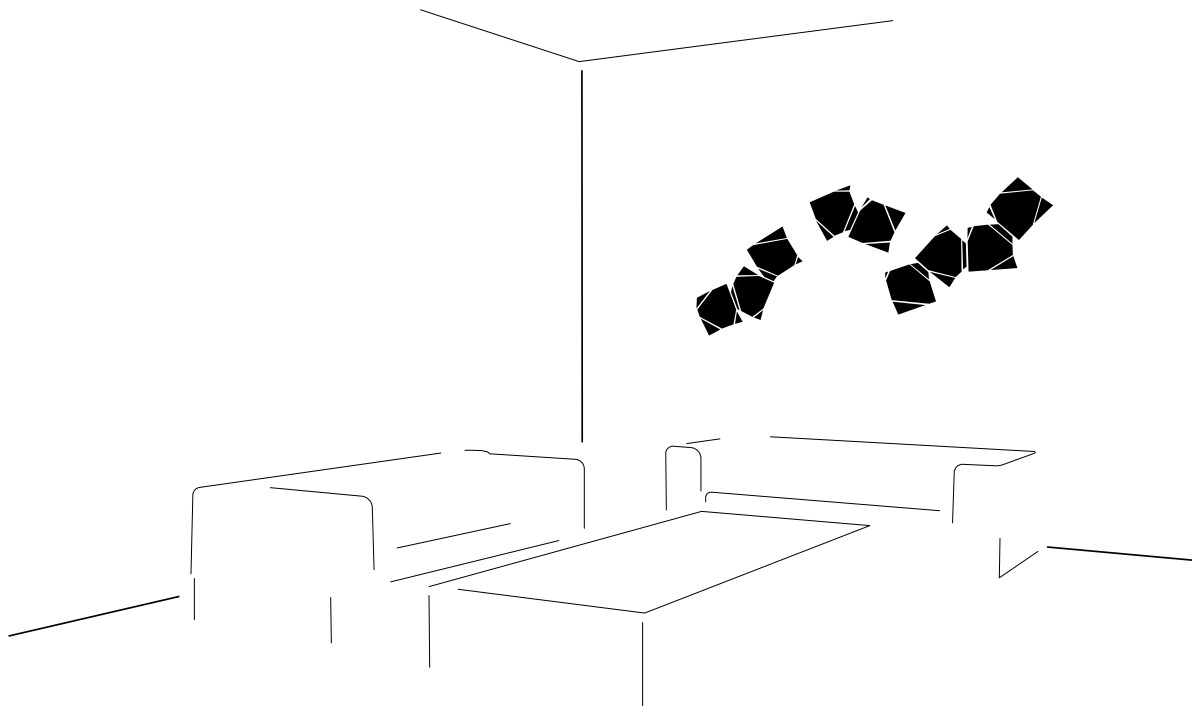
Design by Ramón Esteve.

Recalling the folded paper of the Japanese art form for which it's named, Origami generates a stunning play of light and shadows. Composed of two architectural modules that be arranged in countless personalized designs, it creates the effect of climbing ivy along a blank expanse of wall.



Origami wall light blends light functionality with an opportunity for artistic creation. With just two pieces, designers can create infinite compositions. With a single connection point between the pieces and simple surface mounting installation, the possibilities for personalization are endless. Available in four finishes or as pre-set clusters, this collection is for interior or exterior application.

**Create your personalized Origami at [vibia.com](http://vibia.com)**



Recalling the folded paper of the Japanese art form for which it's named, Origami is composed of two architectural modules that be arranged in countless personalized designs. Positioning clusters across a broad surface creates the effect of climbing ivy, helpful for breaking up a blank expanse of wall and doubling as dramatic wall art. Powered by an LED and requiring only a single electrical connection point, Origami casts an ambient glow, generating a stunning play of light and shadows.

- 10 White (NCS S 0300-N)
- 29 Brown D1 (NCS S 8005-Y50R)
- 38 Terra dark (NCS S 5040-Y70R)
- 53 Green M1 (NCS S 6005-G80Y)



Cover: Polycarbonate.  
 Connecting arm: Polycarbonate.  
 Shade: ABS.  
 Diffuser: Polycarbonate.

LED 2700 K. CRI>80. 120 lm/W.  
 Dimming: TRIAC.

A maximum of 30 modules can be connected to a single connection point. For bigger compositions, check connection system.

Surface mounted.

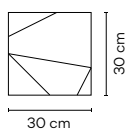
**Personalization options available**  
 - Configuration layout at [vibia.com](http://vibia.com)  
 - LED 3000 K / 4000 K  
 Request more information.



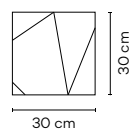




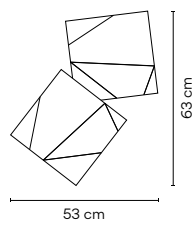
4500



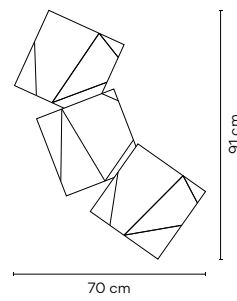
4501



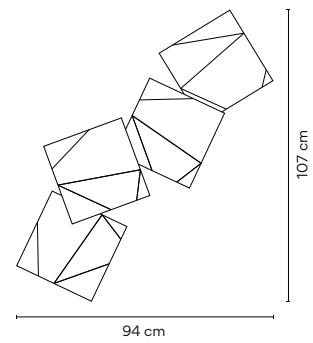
4504



4506



4508



# Alpha



Design by Ramos & Bassols.

A contemporary reimagining of the classic wall light, Alpha is a surface-mounted reading lamp with a slim silhouette and refined geometric profile. The compact design and features a touch-sensitive, pivoting head.





A contemporary reimagining of the classic wall light, Alpha is a surface-mounted lamp with a slim silhouette and refined geometric profile. Fitted with an LED, it gives off a soft, warm glow.

Ref. 7920, 7925, 7930, 7935, 7940, 7942, 7950.

- 03 White & Chrome (RAL 9016)
- 04 Black & Chrome (RAL 9005)
- 18 Graphite & Black (RAL 7016 & RAL 9005)
- 93 White (RAL 9016)

Ref. 7955.

- 03 White (RAL 9016)
- 04 Black (RAL 9005)

Box: Zamak.  
Lid: Steel.

Ref. 7950, 7955.  
Diffuser: Polycarbonate.  
Body: Aluminum.  
Lid: Aluminum.

LED 2700 K. CRI>80. 95 lm/W.

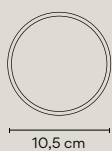
Ref. 7940.  
On/off switch on the front cover.

Surface mounted.

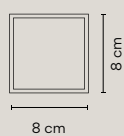
**Personalization options available**  
- LED 3000 K / 4000 K  
Request more information.



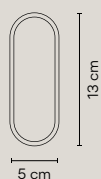
7920



7925



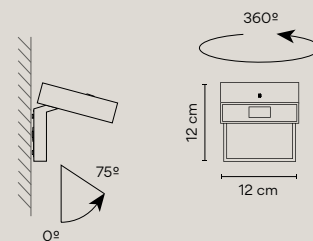
7930



7935



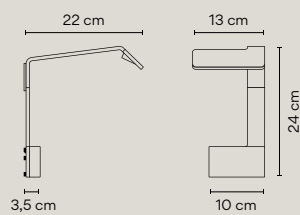
7940 7942



7950



7955



# Centric



Design by Ramos & Bassols.

Some design objects can integrate with the architecture, influencing it by making rooms come alive.



Integrated into the wall architecture like a skylight channeling brightness from outside, Centric recalls a circular window. Composed of a pair of symmetrical or asymmetrical concentric spheres, the ring design draws attention to its interior light source. The LED-powered fixture offers diffuse, direct light from its core, as well as reflected light that emanates from the inner surface of the rings.

- 58 Cream (NCS S 2005-Y20R + NCS S 0502-Y)
- 93 White (RAL 9010)

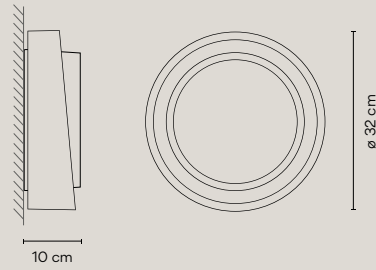
Body: ABS.  
Diffuser: Methacrylate.  
Canopy: Steel.

LED 2700 K. CRI>80. 145 lm/W.  
Dimming: 1-10V, Push.


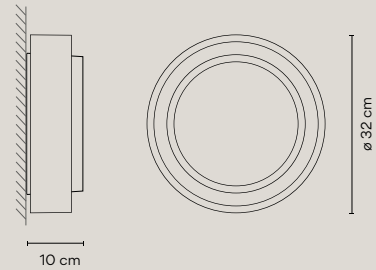
**Personalization options available**

- LED 3000 K / 4000 K
  - Dimming: DALI, Casambi
- Request more information.

5700



5710








# Fold Surface



Design by Arik Levy.

Fold features a geometric design that creates a striking three-dimensional illumination effect. Light and shadow are projected from its cubic shapes, washing the wall with glowing chevron patterns.



The surface-mounted Fold is characterized by its angular, cubic forms arrayed across a wall. Its geometric design yields a striking 3-D effect as light and shadow are projected from the shapes, washing the wall with illuminated chevron patterns. Available in custom configurations, it creates striking mosaics that double as wall arts. Equipped with an LED, it can serve as an indirect light, wall sconce, or provide general ambient illumination through its top and bottom diffusers.

- 07 Green (Pantone 385)
- 14 Chocolate (RAL 8019)
- 58 Off-white (RAL D2 1109005)

Shade: Aluminum.  
Body: Aluminum.

LED 2700 K. CRI>80. 95 lm/W.


**Personalization options available**

- Configuration layout at [vibia.com](http://vibia.com)
  - Finish customization  
(Available options: Vibia color palette)
  - LED 3000 K / 4000 K
- Request more information.

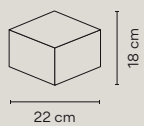


Fold is a geometric wall light that creates a three dimensional effect through projecting shadows and light onto walls. The Fold surface mounted models are appropriate for public spaces as well as residential applications which thanks to the great variety of models which can be combined in endless configurations and mimic a mosaic of light.

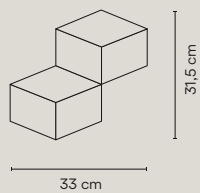
Create your personalized Fold  
at [vibia.com](http://vibia.com)



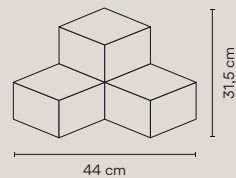
4200



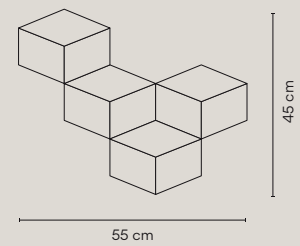
4201




4202



4204



# Puck

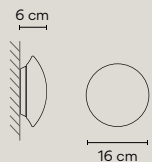


Design by Jordi Vilardell.

Inspired by the classic circle silhouette, Puck panel light's simple, spherical forms can be superimposed on one another, lending an organic sensibility overhead. Crafted of premium, opal triplex blown glass, it casts a warm glow.



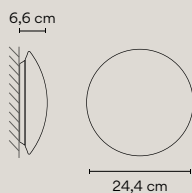
5400 5402



Inspired by the iconic circle motif, Puck wall light's simple, spherical forms can be superimposed on one another, lending an organic sensibility. Crafted of premium, opal triplex blown glass and moulded aluminum for a flawless finish. Puck casts a warm glow without shadows or glare.

● 03 White (RAL 9016)

5410

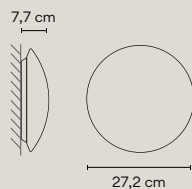


Diffuser: Blown-glass.  
Wall plate: Aluminum.

Ref. 5400, 5410, 5425.  
Halogen bulb.

Ref. 5402, 5412, 5427.  
LED 2700 K. CRI>80. 112 lm/W.


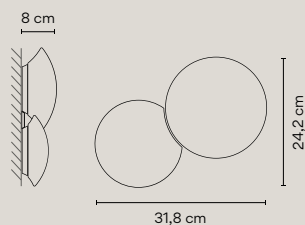
5412



**Personalization options available**

Ref. 5402, 5412, 5427.  
- LED 3000 K / 4000 K  
Request more information.

5425 5427







# Swing

Design by Lievore, Altherr, Molina.

Simple and timeless in sensibility, Swing features a traditional design with a distinctive articulated arm that offers 180 degrees in motion.

The LED-powered wall sconce is offered in two tapered mesh-cloth shade versions - one provides ambient lighting and the other offers ambient and point lighting. All are ideal for use as reading lamps.

- 01 Chrome (Metallic finish)
- 18 Graphite (RAL 7016)
- 93 White (RAL 9016)

Shade: Screen.  
Wall plate: Aluminum.  
Horizontal tube: Steel.

LED bulb or compact fluorescent


Ref. 0509.  
On/off switch on the lampholder.

Ref. 0514.  
LED 2700 K. CRI>80. 95 lm/W.

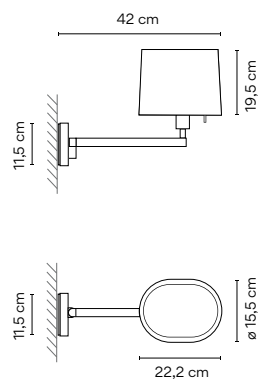
Double switch:  
general light and LED reading light.

## Personalization options available

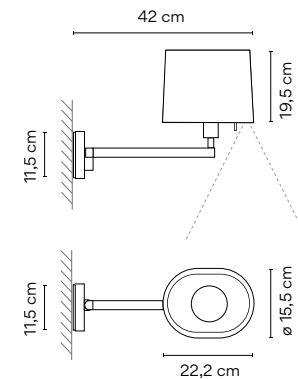
- Finish customization  
(Available options: Vibia color palette)  
Request more information.



0509



0514





# North

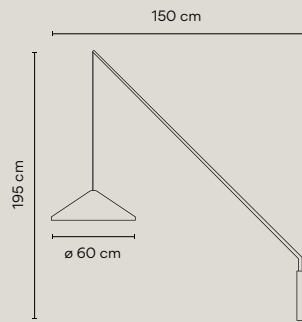


Design by Arik Levy.

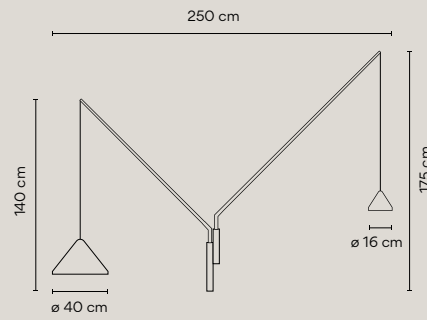
The North wall lamp is an innovative synthesis of a suspension and wall fixture. The cable, stem, and shade are disconnected from one another in a dynamic system of adjustable parts that directs the LED-powered light where needed.



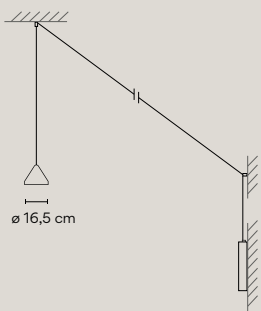
5630



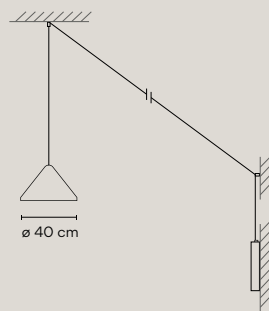
5635



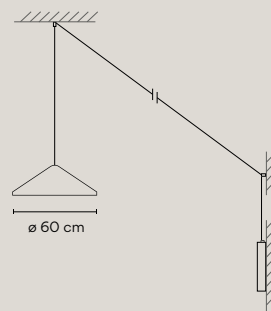
5640



5642



5644



The North wall lamp is an innovative synthesis of a suspension and wall fixture. A triangular aluminum shade hangs from a nearly invisible cable that's attached to a slender carbon fibre stem secured to the wall. The cable, stem, and shade are disconnected from one another in a dynamic system of adjustable parts. Powered by an LED, the tighter angle of the shade creates a focused pool of downward light in a desired area, while the softer slant of the carbon rod traces an elegant, more open line that's subtle yet striking.

- 10 White (NCS S 0300-N)
- 11 Black (NCS S 8500-N)
- 24 Beige M1 (NCS S 2005-Y50R)
- 42 Blue M1 (NCS S 5010-B10G)

Diffuser: Methacrylate.

Shade: Aluminum.

Rods: Carbon Fiber.

Wall plate: Steel.

LED 2700 K. CRI>80. 116 lm/W.

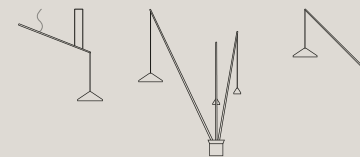
Dimming: Push.

Push-button on the wall plate.  
Can be connected with or without plug.

Ref. 5640, 5642, 5644.  
Length of light electric cable 10m.

#### Personalization options available




- LED 3000 K / 4000 K  
Request more information.



Pg 150

Pg 156

Pg 398



North combines pendant and wall application to provide elegant and adjustable solutions. Choose from different shade sizes to provide an either more focus or diffused beam of light. This collection can be personalized with the typology, shade and finish to fit your project and style.

# Millenium

Design by Ramos & Bassols.

A slim cylinder of illumination, Millenium distills task lighting to its essence. Sleek and minimalist, the diffuser directs the light downwards to wash a wall or bathroom mirror.

---

Millenium's diffuser is contained in a polished chrome body and directs the light downwards to wash a wall or bathroom mirror. Available in several sizes.

● 01 Chrome (Metallic finish)

Diffuser: Polycarbonate.  
Body: Aluminum.  
Reflector: Aluminum.

---

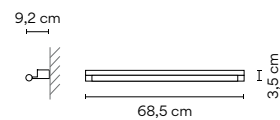
Ref. 8090, 8091, 8092, 8094.  
Fluorescent tube.

Ref. 8093, 8095.  
LED Tube or fluorescent tube.

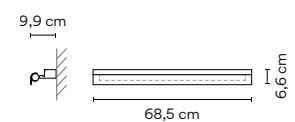
Electronic ballast.

---

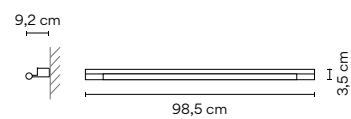
8090



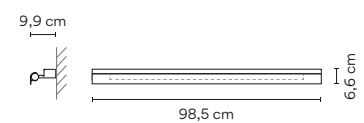
8093



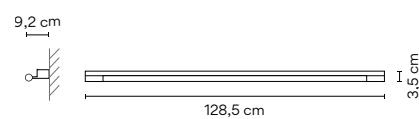
8091



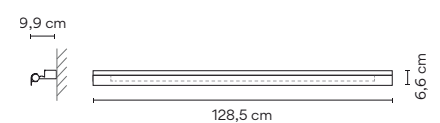
8094




8092



8095







# Linestra

---

Sleek and minimalist wall light, the diffuser directs the light to wash the walls creating a bright ambient lighting.

- 01 Chrome (Metallic finish)
- 30 Nickel (Metallic finish)

Body: Aluminum.

---

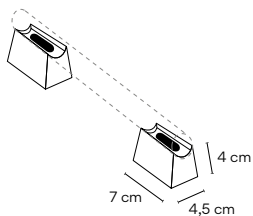
Tubular LED.

Surface mounted.

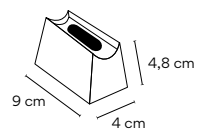
---



8030



8031







# Scotch

Design by Oscar & Sergi Devesa.

Rounded transparent glass featuring a very soft and pleasing profile, almost imperceptible.

Evoking a sleek ice sculpture, Scotch is at once strong and subtle. Crafted of a thick, pressed-glass diffuser with a frosted-glass interior, its simple, spherical design provides an understated accent and a warm glow.

● 01 Chrome (Metallic finish)

Body: Zamak  
Diffuser: Pressed-glass.

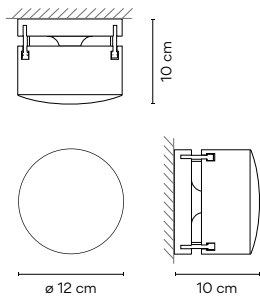
Ref. 0960.  
Halogen bi-pin bulb.  
Surface mounted indoor.

Ref. 0962.  
LED 2700K. CRI>80. 117,3 lm/W.  
Surface mounted outdoor.


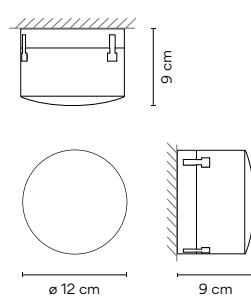
**Personalization options available**

Ref. 0962.  
- LED 3000 K / 4000 K  
Request more information.

0960



0962



# Micro



Design by Ramos & Bassols.

Like an eclipse, just at that moment when the moon passes over the sun leaving only a ring of light.

Powered by an LED light source tucked between its two circular forms, Micro's diminutive design recalls a solar eclipse casting a glowing nimbus of light.

● 03 White (RAL 9016)

● 54 Oxide (RAL 8017)

Body: Aluminum.  
Diffuser: Polycarbonate.

LED 2700 K. CRI>80. 122 lm/W.

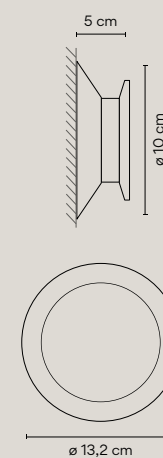
Surface mounted.

**Personalization options available**

- LED 3000 K / 4000 K  
Request more information.



2015



# Halo Wall



Design by Martín Azúa.

A seamless merging of light and matter, Halo Wall lends the effect of light floating in the air and bathing the walls. A feature piece which creates subtle, magical light.





Bringing together light and matter through the ingenious and invisible use of LED technology which lends the collection an ethereal and minimalist quality. The rotation around a central axis allows for movement of the light sticks in the desired position: perpendicular, vertical, diagonal and progressive, creating wall arts in the space.

- 11 Black (NCS S 8500-N)
- 13 Grey L1 (NCS S 1000-N)


Diffuser: Methacrylate.  
Wall plate: Aluminum.

LED 3000 K. CRI>80. 80 lm/W.  
Dimming: 1-10V.

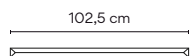
Surface mounted.

#### Personalization options available

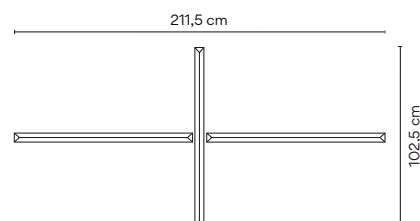
- Dimming: DALI, Casambi.  
Request more information.



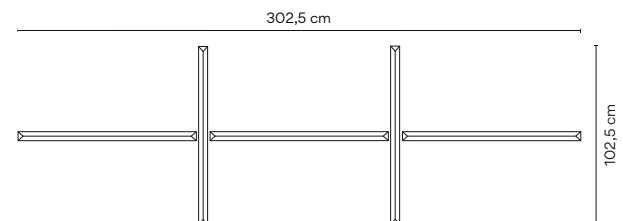
2360



2361



2362





Halo Wall, a feature piece which creates subtle, magical light. The rotation around a central axis allows for movement to design your own statement piece for corporate, hospitality or other large public space projects.

Create a personalized Halo Wall  
at [vibia.com](http://vibia.com)

# Puck Wall Art



Design by Jordi Vilardell.

Puck Wall Art is comprised of different disks to create a warm, visually sharp and mathematically creative effect. There are four sizes of disks, allowing the designer to play with varied combinations of indirect light. The resulting design comprises a set of highly dynamic, sculptural compositions.




Inspired by the iconic circle motif, wall light's simple, spherical forms can be superimposed on one another, lending an organic sensibility. Displayed as a pair or grouped together in customised installations, the orbs appear in silhouette, recalling a solar eclipse and forming a moody wall mural that pulses with a soft glow.

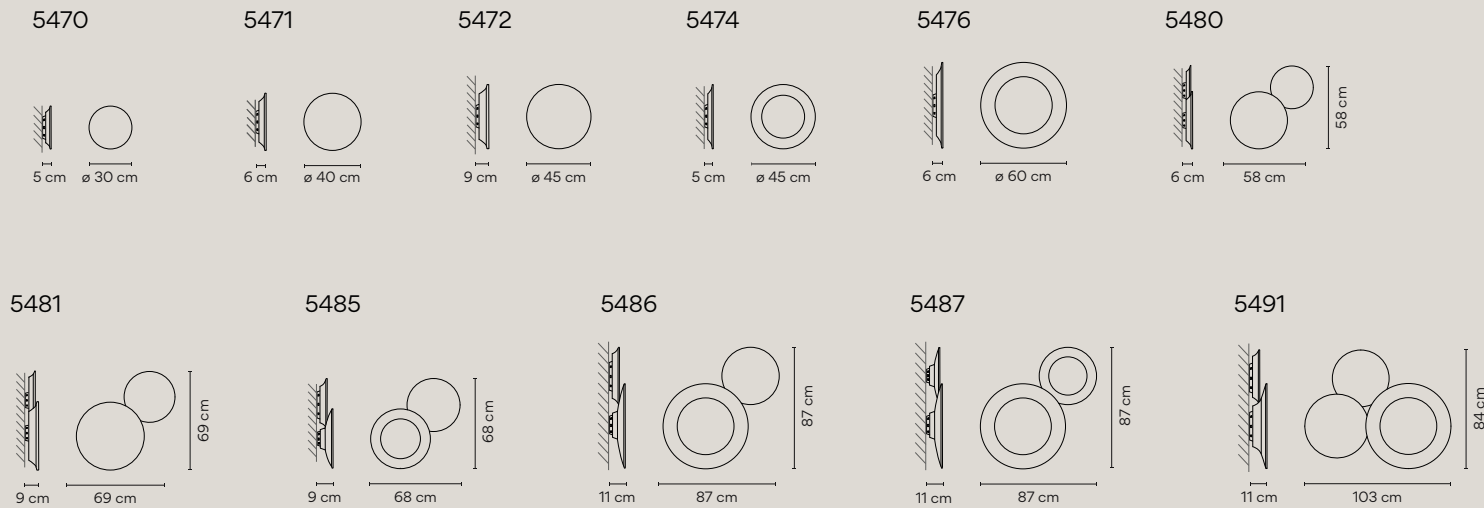
- 15 Grey L2 (NCS S 2500-N)
- 21 Grey D1 (NCS S 7000-N)
- 28 Brown M1 (NCS S 4020-Y60R)
- 72 Grey D1 & Grey L2
- 73 Brown M1 & Grey D1
- 76 Grey felt L1
- 77 Grey felt D1
- 71 Grey felt L1 & Grey felt D1

Shade: ABS.  
 Diffuser: Polycarbonate.  
 Wall support: Aluminum.  
 Ring: Steel.

LED 2700 K. CRI>90. 110,7 lm/W.  
 / 13: Dimming: 1-10V.  
 / 14: Dimming: TRIAC.



**Personalization options available**  
 - Configuration layout at [vibia.com](http://vibia.com)  
 - LED 4000 K  
 - Dimming: DALI, Push, Casambi  
 Request more information.













27 Brown L1

28 Brown M1

29 Brown D1

# Outdoor

Bamboo  
440

Palo Alto  
426

Break  
450

Plis  
Outdoor  
468

Brisa  
432

Plus  
456

Empty  
436

Scotch  
466

June  
459

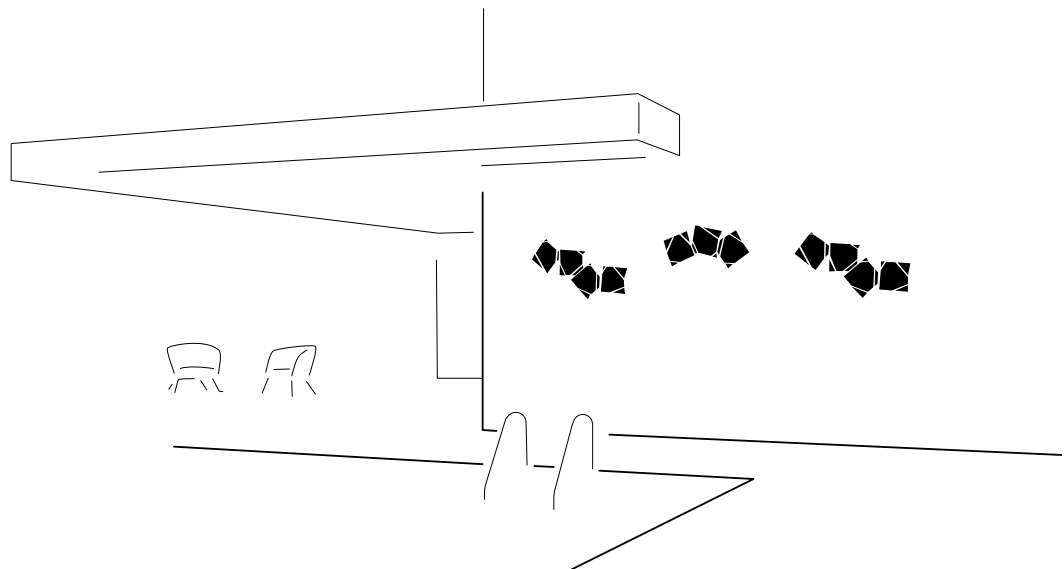
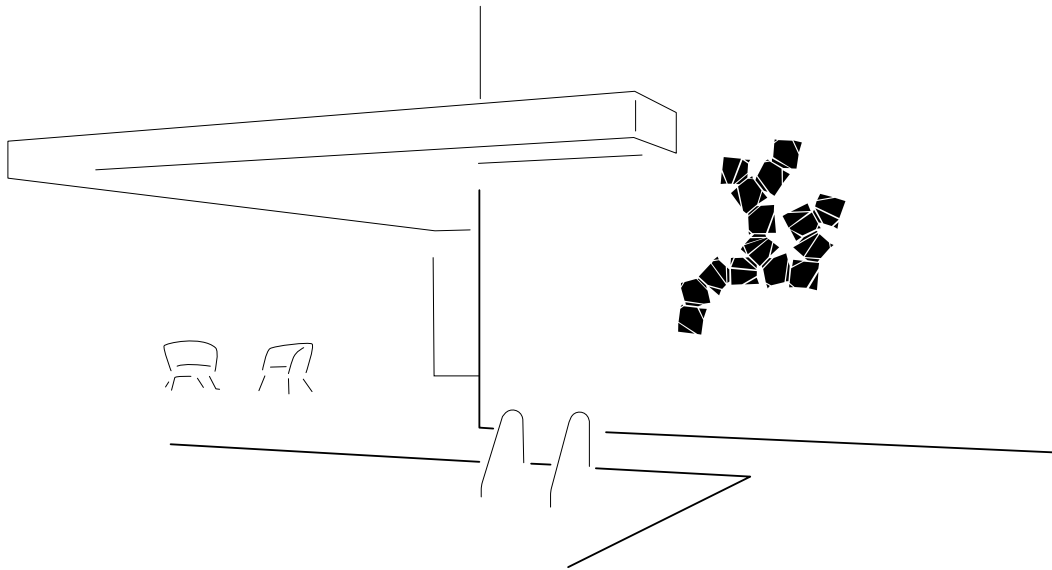
Wind  
444

Meridiano  
470

Micro  
464

Origami  
422

# Origami



Design by Ramón Esteve.

Recalling the folded paper of the Japanese art form for which it's named, Origami generates a stunning play of light and shadows. Composed of two architectural modules that be arranged in countless personalized designs, it creates the effect of climbing ivy along a blank expanse of wall.



Recalling the folded paper of the Japanese art form for which it's named, Origami is composed of two architectural modules that be arranged in countless personalized designs. Positioning clusters across a broad surface creates the effect of climbing ivy along a blank expanse of wall and doubles as dramatic wall art. Powered by an LED and requiring only a single electrical outlet, Origami casts an ambient glow, generating a stunning play of light and shadows.

- 10 White (NCS S 0300-N)
- 29 Brown D1 (NCS S 8005-Y50R)
- 38 Terra dark (NCS S 5040-Y70R)
- 53 Green M1 (NCS S 6005-G80Y)

Cover: Polycarbonate.  
 Connecting arm: Polycarbonate.  
 Shade: ABS.  
 Diffuser: Polycarbonate.

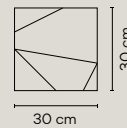
LED 2700 K. CRI>80. 120 lm/W.  
 Dimming: TRIAC.

A maximum of 30 modules can be connected to a single connection point. For bigger compositions, check connection system.

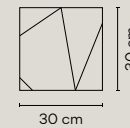
#### Personalization options available

- Configuration layout at [vibia.com](http://vibia.com)
  - LED 3000 K / 4000 K
- Request more information.

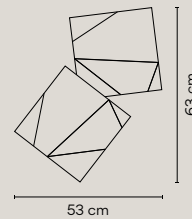
4500



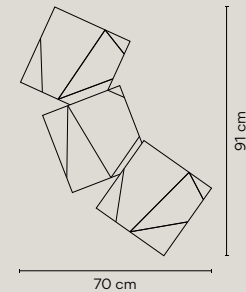
4501



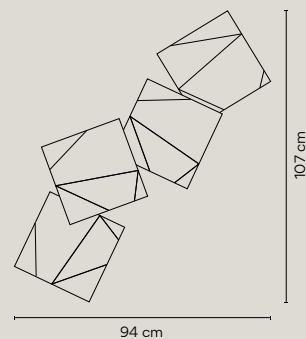
4504




4506



4508







# Palo Alto



Design by Xuclà.

At once natural and architectural, Palo Alto creates the effect of illuminated landscaping. Its angular, tree-shaped silhouette integrates seamlessly with the outdoors whether displayed individually or in a group.





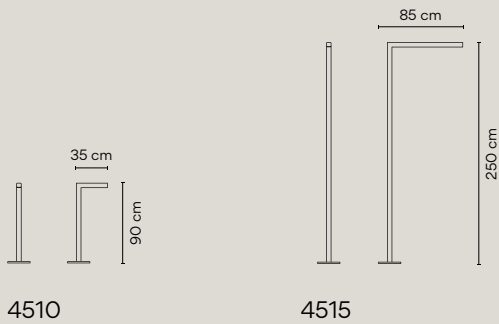


At once natural and architectural, Palo Alto creates the effect of illuminated landscaping. Sleek and streamlined, its angular, tree-shaped silhouette integrates seamlessly with the outdoors. It's offered in various minimalist shapes and can be displayed individually or in a group to resemble a stand of trees. The upper reaches of the sturdy steel fixture are fitted with slim swaths of LEDs directed downwards to create diffuse, ambient glow.

- 29 Brown D1 (NCS S 8005-Y50R)
- 53 Green M1 (NCS S 6005-G80Y)

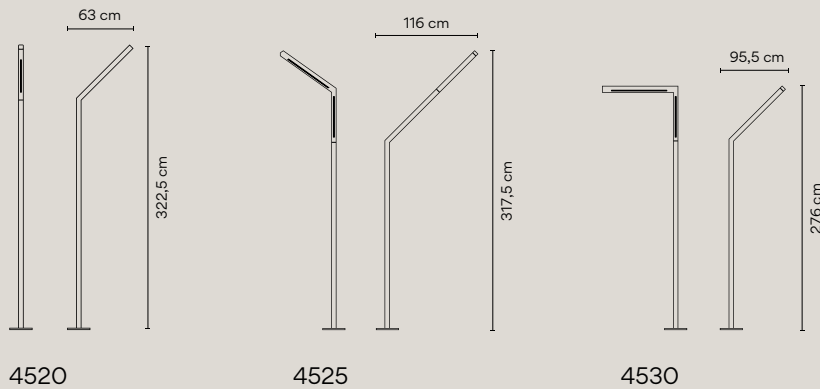
Body: Steel.  
 Cover: Steel.  
 Diffuser: Polycarbonate.

LED 2700 K. CRI>80. 80 lm/W.



4510

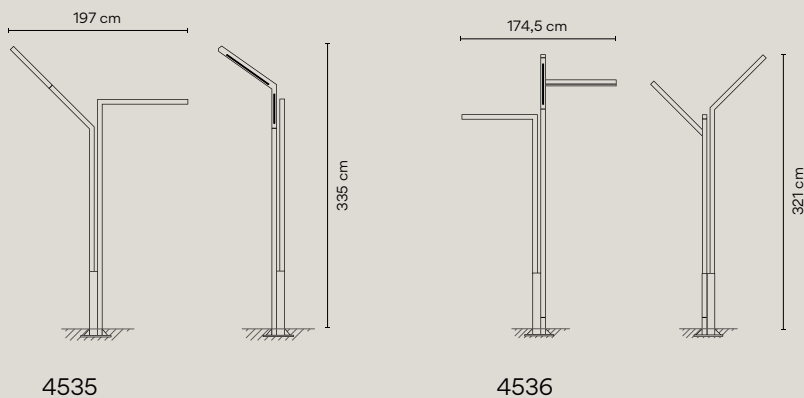
4515



4520

4525


4530



4535

4536

Ground surface mounted.





# Brisa

Design by Lievore, Altherr, Molina.

Inspired by the forest blue bell flower, Brisa adds a nature-inspired accent to any outdoor space. Its long, slender stem is topped with a hanging, conical shade and features adjustable, revolving arms.







Brisa adds a nature-inspired accent to any space. True to its name, which means breeze in Spanish, Brisa's silhouette is delicate and graceful. Its long, slender stem is topped with a hanging, conical shade that beautifully captures the bloom's languid look. The simple architecture and distinctive bowed head lend it a quiet presence that accents an outdoor space rather than overpowering it. Offered with 1, 3, or 5 arms, it resembles a solitary plant or grouping of flowers in a natural setting. The LED-powered light source casts a warm, bright beam, making it ideal for focused illumination. The collection is available in a surface mounted or built-in style.

- 07 Khaki (RAL 7039)
- 54 Oxide (RAL 8014)

Shade: Aluminum.  
 Base: Aluminum.  
 Disc: stainless steel.  
 Tube: Steel.

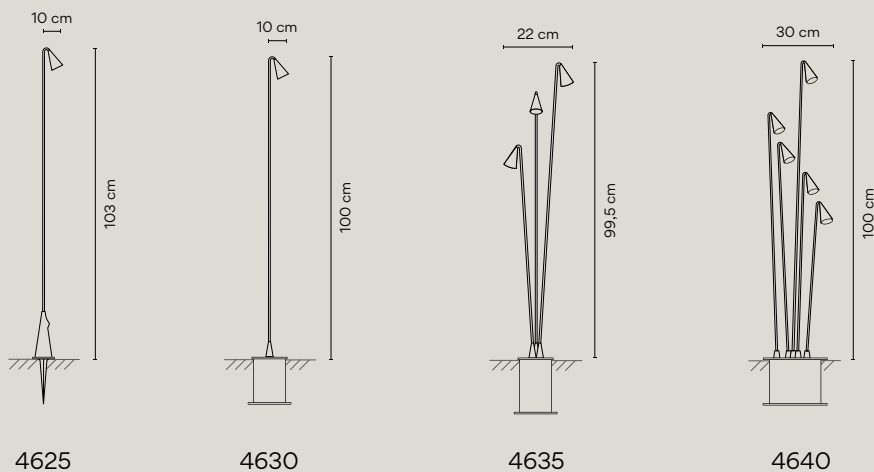

LED 2700K. CRI>80. 95 lm/W.

Ref. 4625.  
 Ground mounted spike version.

Ref. 4630, 4635, 4640.  
 Ground mounted recessed version.

#### Personalization options available

- LED 3000 K / 4000 K  
 Request more information.





A photograph of a modern outdoor lighting fixture on a wooden deck at night. The fixture is a cantilevered perch with a glass top and a dark metal frame. It is illuminated from within, casting a warm glow. The background shows a cityscape at night with many lights, and a dark sky above. The deck is made of dark wood planks.

# Empty

Design by Xuclà.

A sculpture by day and lighting by night, this outdoor fixture embodies multifunctional design. Its crisp angles create a cantilevered perch that serves as a side table or stool.



A sculpture by day and lighting by night, Empty is the embodiment of multifunctional design. Floor lamp and furnishing in one, Empty's crisp angles create a cantilevered perch that serves as a side table or stool, while making a sleek modernist statement. A LED light source tucked discreetly under the seat casts a warm glow that's ideal for walkways or general exterior illumination.

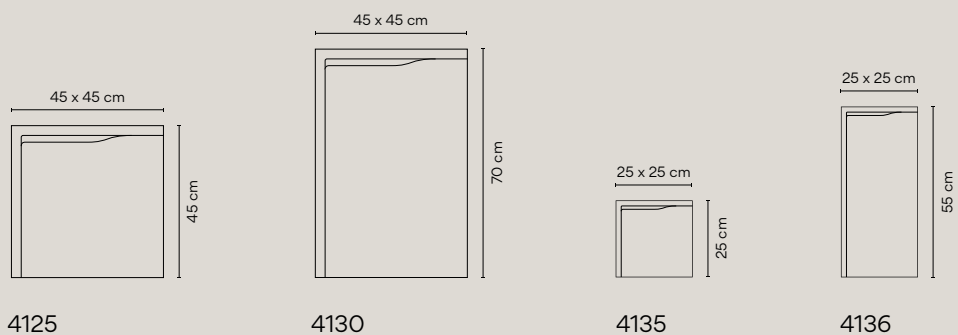

● 18 Concrete (S 2002-B50G)

Body: Polymer concrete.  
Diffuser: Methacrylate.

Ref. 4125, 4130.  
LED 3500 K. CRI>70. 73 lm/W.

Ref. 4135, 4136.  
LED 3500 K. CRI>70. 66 lm/W.

Ground surface mounted.





# Bamboo








Design by Antoni Arola & Enric Rodríguez.

Bamboo's lean, natural form perfectly lends itself to an outdoor setting. Studded with LEDs, it seamlessly integrates with the landscape while adding a wash of light to walkways and common spaces.

Recalling the appearance of its namesake plant, Bamboo features a slender silhouette studded with LEDs along its lean frame. The natural form perfectly lends itself to an outdoor setting, seamlessly integrating with the landscape while adding a wash of light to walkways and common spaces. Bamboo is offered in one, two, or three pieces and is available in various heights.

- 07 Khakhi (RAL 7006)
- 54 Oxide (RAL 8017)
- 58 Off-White (Pantone Warm Gray 2U)

Body: Resin / glass fiber.  
Diffuser: Methacrylate.



LED 2700 K. CRI>80. 95 lm/W.

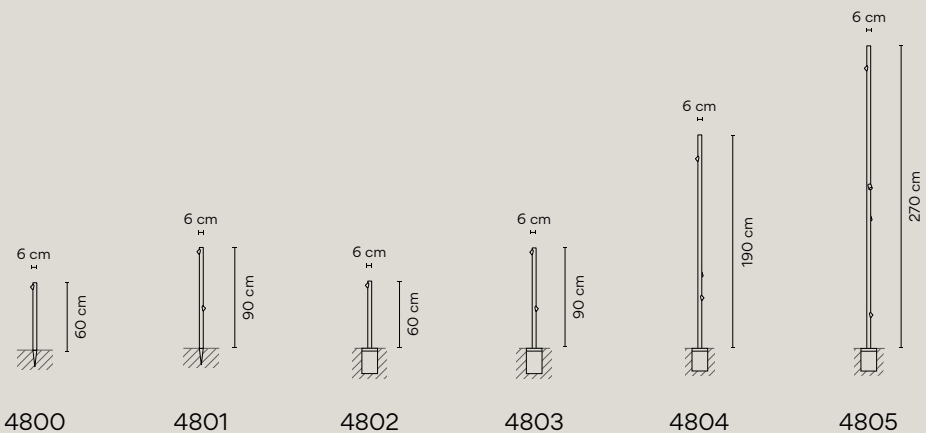
Ref. 4800, 4801.  
Ground mounted spike version.

Ref. 4802, 4803, 4804, 4805, 4810, 4811, 4812.  
Ground mounted recessed version.

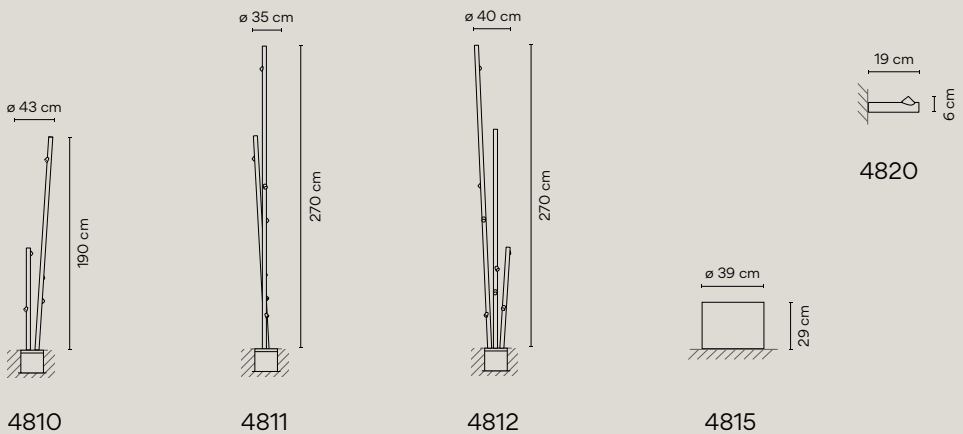
Ref. 4815.  
Accessory.

Ref. 4820.  
Wall mounted version.


**Personalization options available**  
- LED 3000 K / 4000 K  
Request more information.




4800      4801      4802      4803      4804      4805



4810      4811      4812      4815



# Wind



Design by Jordi Vilardell.

A perfect marriage of technology and tradition. Wind's drum shade is made of fibreglass, an innovative webbed texture and pattern that elevates the visual contribution of this timeless silhouette.







Distinguished by its large scale and striking silhouette, Wind makes a to-wering statement in any outdoor setting. A perfect marriage of technology and tradition, the drum shade is intricately woven of fibreglass, creating a webbed texture and pattern that elevates its textural interest and makes it versatile enough for traditional or modern settings. Wind is available in a pendant and floor versions and emits an ambient glow.

- 27 Brown L1 (S 1505-Y50R)
- 53 Green M1 (S 6005-G80Y)
- 61 Ocre red (S 3050-Y60R)

Shade: Filament winding.  
 Cover: Steel.  
 Weight: Concrete.  
 Diffuser: Methacrylate.  
 Lid: Steel.


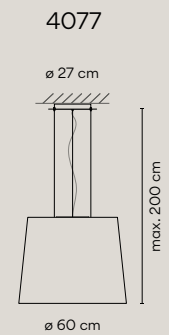
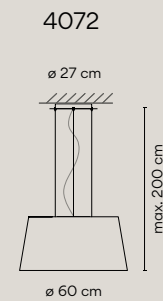

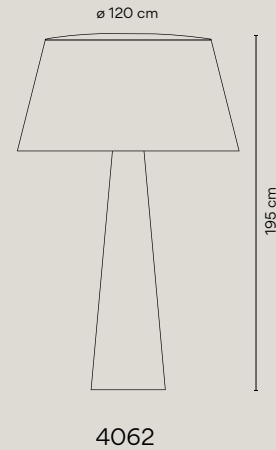
LED 2700K. CRI>90. 139 lm/W.

Ref. 4057, 4062, 4067.  
 Portable version.

Ref. 4072, 4077.  
 Surface mounted.

#### Personalization options available

Ref. 4072, 4077.  
 - Extra cable length.  
 Request more information.







# Break

Design by Xuclà & Alemany.

Resembling an avant-garde sculpture, Break is distinguished by its architectural attitude. The cubic volumes angle provides down light, while doubling as sculptural outdoor presence.









Resembling an avant-garde sculpture, Break is distinguished by its architectural attitude. The fixture features cubic volumes angle provides down light, while doubling as sculptural presence to complement an outdoor setting. Break is available in two types of floor lamps—one a beveled cube that creates a powerful beam of light to illuminate the area around it; the other a vertical stack of two shapes through which light shines. It's also offered in a wall lamp, which reflects light outwards through a slot between it and the wall on which it's mounted.

- 07 Khakhi (Ral 7006)
- 54 Oxide (Ral 8017)
- 80 Concrete (Natural finish)

Ref. 4101, 4106.

Body: Polyurethane / concrete.

Base: Polyurethane / concrete.

Diffuser: Methacrylate.

Ref. 4108.

Body: Steel.


Base: Steel.

Diffuser: Methacrylate.

Ref. 4110.

Body: Aluminum / concrete.

Diffuser: Methacrylate.



Ref. 4101, 4106.

LED 2700 K. CRI>80. 94 lm/W.

Ref. 4108.

LED 2700 K. CRI>80. 118 lm/W.

Ref. 4110.

LED 2700 K. CRI>80. 95 lm/W.

Ref. 4101, 4106, 4108.

Ground mounted.

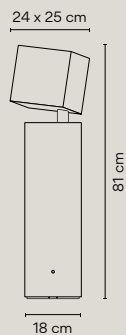
Ref. 4110.

Wall mounted.

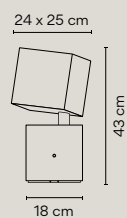
#### Personalization options available

- LED 3000 K / 4000 K

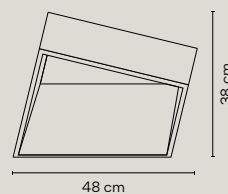
Request more information.



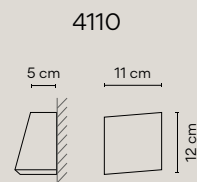
4101




4106



4108



4110



# Plus

Design by X. Claramunt & M. de Mas.

Adopting the form and function of a skylight, Plus' streamlined, spherical form integrates seamlessly into the ceiling architecture of outdoor spaces like porches or walkways. Its diffuser lends the dimmable light an ambient, uniform quality.

---

● 03 White (RAL 9010)

Body: Polyurethane.  
Diffuser: Methacrylate.  
Ceiling support: Steel.

---

Ref. 0630.  
Fluorescent tube.  
Dimming: DALI, Push.

Ref. 0632.  
LED 3000 K. CRI>90. 112 lm/W.  
LED 4000 K. CRI>80. 131 lm/W.  
Dimming: DALI, 1-10V, Push.

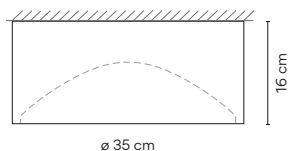
Surface mounted.

---


## Personalization options available

Ref. 0632.  
- Dimming: Casambi  
Request more information.

0630 0632









# June



Design by Ana Mir + Emili Padrós (emiliana design studio).

Inspired by traditional lanterns, June recall garlands festooned throughout an outdoor space. Its moon-like spheres cast a warm, ambient glow.





Inspired by traditional lanterns, June translates the iconic image of illuminated globes into a refined collection. Its moon-like spheres recall garlands festooned throughout a courtyard, garden, or patio, casting a warm, ambient glow. The LED-powered fixture offers focused, yet diffuse illumination, bathing a surface in soft, indirect light from above. The luminous spheres are available as a pendant (portable, single-support, or a double-support versions), floor lamp, or table lamp.

● 54 Brown (Pantone Black U)

Shade: Polycarbonate.  
Diffuser: Opal blown glass.  
Tube: Steel.

Ref. 4790, 4795.  
Body: Aluminum.

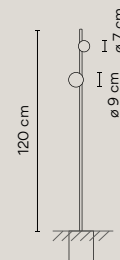
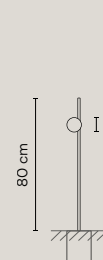
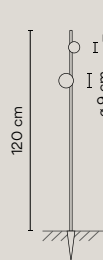
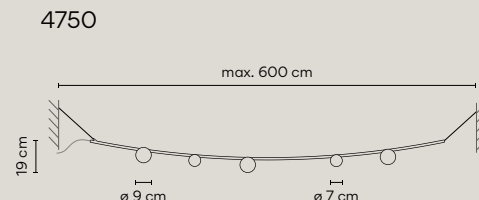
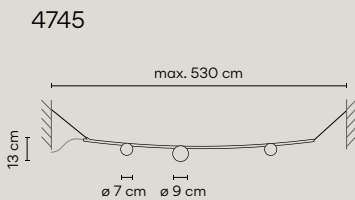
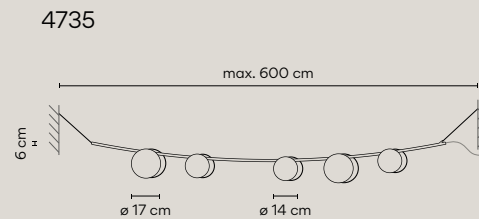
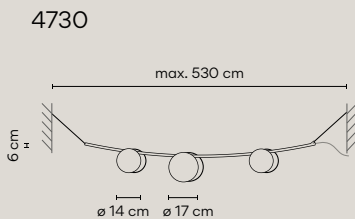
LED 2700 K. CRI>80. 121,7 lm/W.

Ref. 4770, 4775.  
Ground mounted spike version.

Ref. 4780, 4785.  
Ground mounted recessed version.

Ref. 4790.  
Portable version with battery.  
Charge by removable cable.  
Battery life from 6 to 18 hours  
(depending on intensity).

Ref. 4795  
Portable version with battery.  
Tray with 3 units. Charge by contact.  
Battery life from 6 to 18 hours  
(depending on intensity).

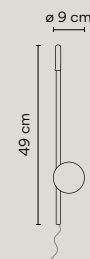


4770

4775

4780

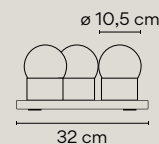
4785




4765




4790



4795







# Micro

Design by Ramos & Bassols.

Powered by an LED light source tucked between its two circular forms, Micro's diminutive design recalls a solar eclipse casting a glowing nimbus of light.



As its name suggests, Micro is distinguished by a diminutive, yet precise design that measures a mere 10 centimeters.

A pleasing interplay of concentric circles, its simple, spherical base attaches to the wall and is superimposed by a smaller, protruding ring. Powered by an LED tucked between the two layers, it recalls a solar eclipse casting a glowing nimbus of light.

● 03 White (Ral 9016)

● 54 Oxide (Ral 8017)

Body: Aluminum.

Diffuser: Polycarbonate.

LED 2700 K. CRI>80. 122 lm/W.

Surface mounted.

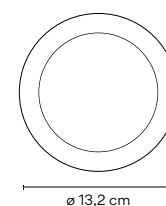
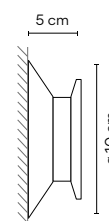
**Personalization options available**

- LED 3000 K / 4000 K

Request more information.




2015



# Scotch

Design by Oscar & Sergi Devesa.

Evoking a sleek ice sculpture,  
Scotch is at once strong and subtle.



Crafted of a thick, pressed-glass diffuser resting upon a chrome base, its simple, spherical design provides an understated accent. It features a frosted-glass interior that generates a warm glow, ideal for outdoor ceiling soffits or walls.

● 01 Chrome

Body: Zamak.  
Diffuser: Glass.


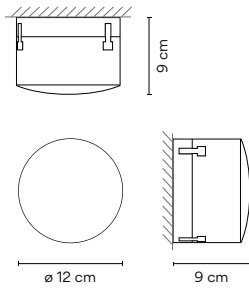
LED 2700 K. CRI>80. 117,3 lm/W.

Surface mounted.

**Personalization options available**

- LED 3000 K / 4000 K  
Request more information.

0962



# Plis Outdoor

Design by Ramos & Bassols.

A surprising design which brings the warm atmosphere and textures of the indoors to the garden, terrace or porch. Breaking down boundaries between inside and outside.

---

Marked by its tailored pleated shade, Plis features the classic silhouette of an indoor lamp reimagined for the outdoors. Free of any embellishment apart from the crisp pleating, Plis provides a contemporary, yet timeless feel. Available in a floor version, it casts a warm, welcoming glow.

● 03 White (RAL 9016)

Base: Polyurethane.  
Cover: Steel.  
Diffuser: Polyethylene.

---

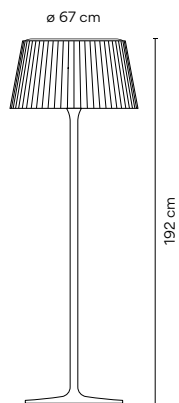
Compact fluorescent.

---

Ref. 4030.  
Portable version with cable.

Ref. 4035.  
Ground surface mounted.

---



4030 4035




# Meridiano

Design by Jordi Vilardell & Meritxell Vidal.

Meridiano features a grid of steel slots through which LED light radiates outwards in a dramatic sunburst pattern. Topped with foam, it doubles as a seat or side table, its airy architecture integrating easily into outdoor spaces.







Meridiano is formed from a spherical steel shade fitted with open slots. An ambient LED shines through the glass diffuser, radiating outward from the grid across a broad surface in a dramatic sunburst pattern of shadow and light. Topped with foam, it doubles as a seat or side table, its airy architecture integrating easily into outdoor spaces.

- 07 Khakhi (RAL 7006)
- 58 Off-white (PANTONE WARM GRAY 2U)
- 62 Green (RAL 6021)

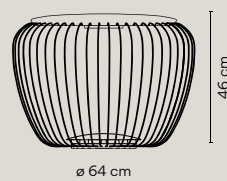
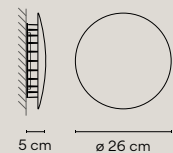
Rods: Steel.  
 Arm: Steel.  
 Seat: Polyurethane.  
 Diffuser: Glass.

LED 2700 K. CRI>80. 116 lm/W.

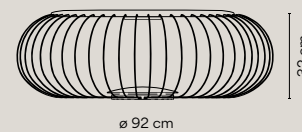
Ref. 4710, 4715.  
 Ground surface mounted.

Ref. 4720.  
 Wall surface mounted.

4720



4710



4715











ITEM CODING

Reference			
1510		18	/1B.
Model	Finish	LED color temperature	Dimming typology
4 digits	2 digits	1 digit	1 digit
		<b>0</b> > Without LED <b>1</b> > 2700 K <b>2</b> > 3000 K <b>3</b> > 3500 K <b>4</b> > 4000 K	<b>0</b> > Dimmable: No <b>1</b> > DALI <b>2</b> > 0-10V <b>3</b> > 1-10V <b>4</b> > TRIAC <b>5</b> > Push <b>6</b> > Sensor  <b>A</b> > 1+3+5 (DALI + 1-10V + Push) <b>B</b> > 3+5 (1-10V + Push) <b>C</b> > 1+3 (DALI + 1-10V) <b>Z</b> > Casambi* <b>M</b> > Remote driver
			* Casambi refers to wireless dimming solutions. Ask for more information.

Should you need a non standard product. Please, request sales conditions.

The content of this catalogue may be changed or cancelled at the discretion of the VIBIA management without prior notice.

Please, check [vibia.com](http://vibia.com) for additional and updated product information.

Model	Page	Model	Page	Model	Page	Model	Page
0220	116	0408	55	0882	101	2152	90
0225	116	0409	55	0885	101	2170	90
0250	184	0410	55	0887	101	2175	90
0260	184	0411	55	0914	134	2200	125
0270	48	0412	55	0915	134	2202	125
0271	48	0413	55	0916	134	2205	125
0275	48	0503	197	0917	134	2207	125
0276	48	0507	244	0920	134	2210	125
0280	48	0509	396	0925	134	2212	125
0282	48	0514	396	0931	134	2215	125
0299	55	0530	290	0933	134	2217	125
0300	55	0531	290	0935	134	2220	125
0301	55	0532	290	0937	134	2222	125
0302	55	0533	290	0940	134	2225	125
0303	55	0535	128	0960	319 / 407	2226	125
0304	55	0536	128	0962	319 / 407 / 467	2260	342
0305	55	0537	128	1128	316	2262	342
0306	55	0538	128	1129	316	2270	45
0307	55	0540	294	1132	316	2271	45
0308	55	0543	294	1133	316	2272	45
0309	55	0544	294	1134	316	2275	45
0310	55	0546	294	1138	316	2277	45
0311	55	0547	294	1139	316	2282	45
0312	55	0605	306	1330	192	2284	45
0313	55	0607	306	1332	242	2288	45
0315	67	0615	306	1333	242	2292	267
0320	58	0617	306	1336	130	2294	267
0325	58	0620	306	1338	130	2298	267
0330	58	0622	306	1510	72	2330	108
0332	58	0625	306	1515	72	2331	108
0338	58	0627	306	1527	72	2332	108
0340	58	0630	306 / 456	1530	72	2333	108
0345	62	0632	306 / 456	1540	72	2340	108
0347	62	0700	252	1550	72	2341	108
0348	62	0712	176	1560	72	2342	108
0349	62	0720	374	1570	72	2343	108
0350	62	0725	374	1650	220	2350	112
0351	62	0750	238	1655	220	2351	112
0353	62	0751	238	1660	172	2355	112
0355	62	0755	238	1665	172	2356	112
0356	62	0756	238	1670	172	2360	412
0358	62	0820	101	1675	366	2361	412
0360	62	0822	101	1680	366	2362	412
0361	62	0825	101	1685	366	2500	105
0362	62	0827	101	1686	366	2501	105
0363	62	0830	101	1690	366	2502	105
0364	62	0832	101	1692	366	2510	105
0365	62	0835	101	1694	366	2511	105
0366	62	0837	101	2004	314 / 356	2515	105
0367	62	0840	101	2005	314 / 356	2516	105
0368	62	0842	101	2007	314	2600	339
0369	62	0845	101	2012	314 / 356	2602	339
0374	67	0847	101	2013	314 / 356	2610	339
0375	67	0850	101	2014	314	2612	339
0376	67	0852	101	2015	409 / 465	2615	339
0377	67	0855	101	2110	86	2617	339
0378	67	0857	101	2111	86	2620	339
0399	55	0860	101	2112	86	2630	272
0400	55	0862	101	2113	86	2632	272
0401	55	0865	101	2120	86	2634	272
0402	55	0867	101	2121	86	2640	272
0403	55	0870	101	2122	86	2642	272
0404	55	0872	101	2141	90	2645	272
0405	55	0875	101	2142	90	2647	272
0406	55	0877	101	2143	90	3700	352
0407	55	0880	101	2151	90	3702	352

Model	Page	Model	Page	Model	Page	Model	Page
3704	352	4785	462	5471	416	6035	370
3706	352	4790	462	5472	416	6040	370
3710	352	4795	462	5474	416	6041	370
3714	352	4800	442	5476	416	6045	370
3716	352	4801	442	5480	416	6046	370
3718	352	4802	442	5481	416	6050	370
3720	83	4803	442	5485	416	6100	324
3724	83	4804	442	5486	416	6105	324
3726	83	4805	442	5487	416	6110	324
3728	83	4810	442	5491	416	6115	324
3730	83	4811	442	5500	216	6120	38
3734	83	4812	442	5505	216	6125	38
3736	83	4815	442	5510	168	6130	38
3740	225	4820	442	5515	168	6135	38
4030	468	4870	263	5520	95	6140	38
4035	468	4872	263	5525	95	6145	38
4057	448	4874	263	5530	95	6150	38
4062	448	4876	263	5535	95	6155	38
4067	448	4878	263	5600	162	7140	142
4072	139 / 448	4880	263	5605	162	7150	142
4077	139 / 448	4895	234	5620	162	7160	142
4078	139	4896	234	5625	162	7170	142
4101	454	4900	234	5630	400	7180	142
4106	454	4901	234	5635	400	7190	142
4108	454	4905	202	5640	400	7200	142
4110	454	4906	202	5642	400	7210	142
4125	438	4925	120	5644	400	7220	142
4130	438	4926	120	5660	152	7230	142
4135	438	4930	120	5662	152	7400	210
4136	438	4935	120	5664	152	7402	210
4200	391	5066	248	5666	162	7404	210
4201	391	5068	248	5670	152	7415	346
4202	391	5189	188	5672	152	7749	360
4204	391	5190	188	5674	152	7750	360
4440	276	5191	188	5700	279 / 386	7751	360
4442	276	5192	188	5710	279 / 386	7752	360
4452	276	5351	283	5756	333	7753	360
4454	276	5356	283	5757	333	7759	360
4460	276	5361	283	5758	333	7760	360
4500	379 / 424	5366	283	5759	333	7761	360
4501	379 / 424	5373	286	5760	333	7762	360
4504	379 / 424	5376	286	5761	333	7763	360
4506	379 / 424	5379	286	5762	333	7764	360
4508	379 / 424	5380	286	5763	333	7920	383
4510	430	5381	286	5764	333	7925	383
4515	430	5384	286	5765	333	7930	383
4520	430	5385	286	5766	333	7935	383
4525	430	5388	286	5767	333	7940	383
4530	430	5389	286	5770	149	7942	383
4535	430	5395	286	5772	149	7950	383
4536	430	5396	286	5774	149	7955	383
4625	434	5400	298 / 394	5776	149	8030	404
4630	434	5402	298 / 394	5778	149	8031	404
4635	434	5410	298 / 394	5780	149	8090	402
4640	434	5412	298 / 394	6005	181	8091	402
4710	472	5425	394	6006	181	8092	402
4715	472	5427	394	6007	181	8093	402
4720	472	5430	299	6010	181	8094	402
4730	462	5432	299	6011	181	8095	402
4735	462	5435	299	6012	181	8200	311
4745	462	5437	299	6025	228	8201	311
4750	462	5440	299	6026	228	8210	311
4765	462	5442	299	6027	228	8250	302
4770	462	5445	299	6030	228	8251	302
4775	462	5447	299	6031	228	8252	302
4780	462	5470	416	6032	228	Match	76





Photographer: Ricardo Gonçalves  
[www.ricardogoncalves.pt](http://www.ricardogoncalves.pt)  
 Architecture: Aboim Inglez Arquitectos  
 (page 34, 49, 298, 418, 419, 423, 424)

Leman Locke Hotel  
 Grzywinski+Pons  
 (page 53)

Photographer: Paola Quevedo  
<http://pquevedo.squarespace.com>  
 (page 79)

Photographer: Frank Schinski,  
 Ostkreuz [www.frankschinski.de](http://www.frankschinski.de)  
 (page 82)

VSHD Design  
 Architect: Rania M Hamed  
 (page 87)

WSA Showroom  
 (page 87)

Architects: EGO Group Interiors:  
 Davenport Campbell Electrical:  
 Medland Metropolis  
 Photographer: Andrew Begley  
 (page 87)

Penthouse / Apartment in Tel Aviv  
 Lighting Design: Orly Avron Alkabes  
 Architecture: Pitsou Kedem Architects  
 Photographer: Amit Geron  
 (page 89, 286, 389)

VMS Investment Group Headquarters  
 Aedas Interiors  
 (page 104)

Designer: SevilPeach Architecture + Design  
 Client: Spaces  
 Photographer: Ewout Huibers  
 (page 107, 109, 116, 133)

Photographer: João Carmo Simões  
[www.joaocarmosimoes.com](http://www.joaocarmosimoes.com)  
 (page 113)

Photographer: Gilbert McCarragher 2014  
 ([www.gilbertmccarragher.com](http://www.gilbertmccarragher.com))  
 (page 129)

Interior and object consulting:  
 Christin Kaldma  
[www.christinkaldma.de](http://www.christinkaldma.de)  
 (page 132)

Desalto store  
 (page 151)

The Retreat in Iceland  
 Architecture: Basalt Architects and Design Group  
 Italia (DGI)  
 Photographer: Giorgio Possenti.  
 (page 187)

Minotti  
[www.minotti.com](http://www.minotti.com)  
 (page 189)

Photographer: Fernando Guerra  
<http://ultimasreportagens.com>  
 (page 265)

Architects: Garcia Tamjidi  
 Photographer: Joe Fletcher  
 (page 273)

Photographer: João Fôja & Eduardo Nascimento  
 Do mal o menos  
[www.domalomenos.com](http://www.domalomenos.com)  
 (page 315)

Architecture: Pitsou Kedem Architects  
 Lighting Design: Orly Avron Alkabes  
 Photographer: Amit Geron  
 Styling for Photography: Eti Buskila  
 (page 390)

MINIM  
 Via Augusta, 185 · Barcelona  
[www.minim.es](http://www.minim.es)

bulthaup barcelona bach 7  
 Johann Sebastian Bach, 7 · Barcelona  
[www.bulthaup-bach.com](http://www.bulthaup-bach.com)

NORDICTHINK  
[www.nordicthink.com](http://www.nordicthink.com)

DomesticRent  
[www.domesticorent.com](http://www.domesticorent.com)

NaniMarquina  
[www.nanimarquina.com](http://www.nanimarquina.com)

Arper  
[www.arper.com](http://www.arper.com)

Johanna Sellèn

Tana La Torre

Coco Fernández

Mata Galán

Vibia Lighting, S.L.U.

Spain & Portugal T. +34 934 796 970

International T. +34 934 796 971

[vibia@vibialighting.com](mailto:vibia@vibialighting.com)

[www.vibia.com](http://www.vibia.com)





Light & Design

This catalogue is designed specifically for you. From technical challenges to sourcing needs, from the first sketch of a project to the last finishes, we ground ourselves in helping you create atmospheres as you imagine. As you dream up your next space, or look for a partner in a creative project, we invite you to create with absolute freedom.

Light your way.