

CATALOGUE #02

LA MIA LUCE È ...


**Atmosfera,
Stile,
Musica!**

Una serata tra amici, una cena in famiglia, un buon libro sul divano in solitaria. Con la giusta atmosfera, la giusta musica e la giusta luce, tutto è possibile.

Scopri su  Spotify®
le playlist di LA MIA LUCE:

abbiamo selezionato per te brani accomunati dal legame con uno stile specifico, lo stesso che troverai anche nella nostra gamma di lampade.

**SCOPRI QUAL È
IL TUO STILE!**



Ascolta il podcast
Listen to the podcast

LA MIA LUCE IS ...

**Atmosphere,
Style,
Music!**

An evening with friends, a family dinner, a good book on the sofa alone. With the right atmosphere, the right music and the right light, everything is possible.

Discover LA MIA LUCE
playlists on  Spotify®:

we have selected for you songs which link back to a specific style, the same that you will also find in our range of lamps.

**FIND OUT WHAT
YOUR STYLE IS!**






Chic

Vintage



LA MIA LUCE

Classic



Spotify > Q > camera >





Modern

INDEX

Scopri il tuo stile,
scegli la lampada adatta a te.

LA MIA LUCE è la tua luce!

Find out your style,
choose the lamp which suits you
LA MIA LUCE is your light!



ANEMONE
34-35

ANGELICA
32-33

ASTON
20-21

ASTROS
46

BLADE
49



CAMP
26-27

DOCK
24-25

FIORDALISO
22-23

GALAXY
44-45

GLICINE
28-29



GLOW
12-15



IBIZA
30-31



KASA
48



JUDY
10-11



KATY
08-09



KENT
37-39



KYMI
47



LYNN
36



MOMO
42-43



NAXAR
40-41



NORDAL
18-19



SORRENTO
53



TRANI
52



TRIS
16-17



TUCSON
50-51



KATY

Struttura in metallo.
Metal frame.
Monture en métal.
Metall.

● **3678-30-101**

Nero - Black
Noir - Schwarz

○ **3678-30-102**

Bianco - White
Blanc - Weiß

● **3678-30-189**

Oro - Gold
Or - Gold

LED WARM WHITE
3W - 320 lm

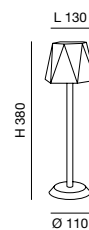
CE   IP54 



Regolazione luce al tocco - Touch dimmer
Variateur sensible - Touchdimmer



Ricaricabile - Rechargeable
Wiederaufladbar









JUDY

Struttura in metallo.
Metal frame.
Monture en métal.
Metall.

● **3679-30-101**

Nero - Black
Noir - Schwarz

○ **3679-30-102**

Bianco - White
Blanc - Weiß

● **3679-30-189**

Oro - Gold
Or - Gold

LED WARM WHITE
3W - 320 lm

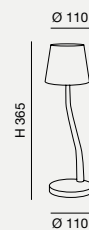
CE   IP54 

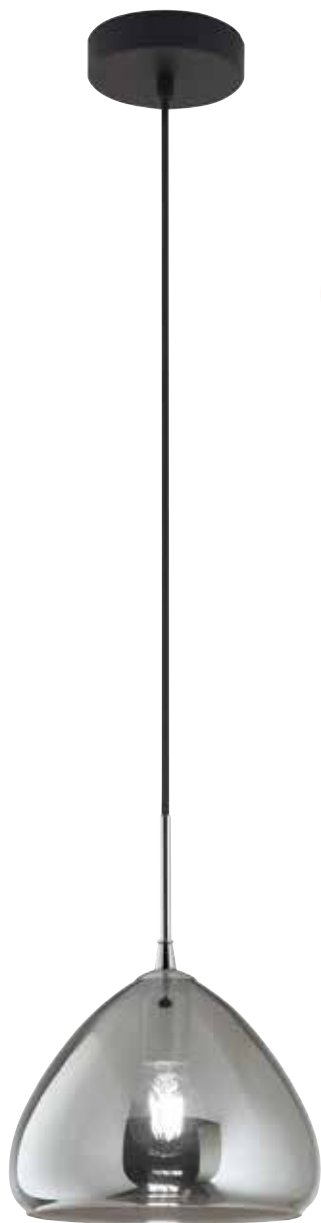


Regolazione luce al tocco - Touch dimmer
Variateur sensible - Touchdimmer



Ricaricabile - Rechargeable
Rechargeable - Wiederaufladbar





GLOW

Struttura in metallo e vetro soffiato.
Metal frame and blown glass.
Monture en métal et verre soufflé.
Metall und geblasenes Glas.

● **3667-40-118**

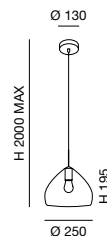
Ottone - Brass
Laiton - Messing

● **3667-40-138**

Cromo - Chrome
Chromé - Verchromt

E27
1X40W

CE IP20



● **3667-45-118**

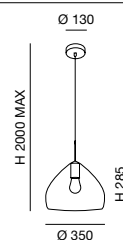
Ottone - Brass
Laiton - Messing

● **3667-45-138**

Cromo - Chrome
Chromé - Verchromt

E27
1X40W

CE IP20









GLOW

Struttura in metallo e vetro soffiato.
Metal frame and blown glass.
Monture en métal et verre soufflé.
Metall und geblasenes Glas.

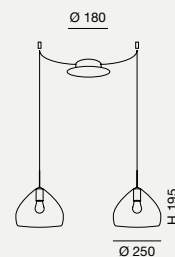
● **3667-42-118**
Ottone - Brass
Laiton - Messing

● **3667-42-138**
Cromo - Chrome
Chromé - Verchromt

E27
2X40W

CE   IP20

Lunghezza di ogni cavo 3500 mm
Length of each cable 3500 mm
Longueur de chaque cable 3500 mm
Kabellänge je 3500 mm





GLOW

Struttura in metallo e vetro soffiato.
Metal frame and blown glass.
Monture en métal et verre soufflé.
Metall und geblasenes Glas.



● **3667-48-118**

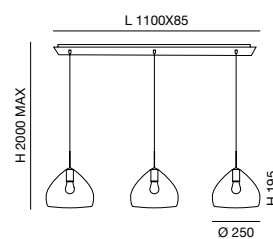
Ottone - Brass
Laiton - Messing

● **3667-48-138**

Cromo - Chrome
Chromé - Verchromt

E27
3X40W

CE   IP20





TRIS

Struttura in metallo e vetro borosilicato.
Metal frame and borosilicate glass.
Monture en métal et verre borosilicaté.
Metall und Borsilicatglas.

● **3582-40-125**

Ambra - Amber
Ambre - Amber

● **3582-40-126**

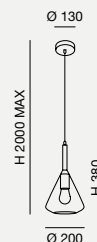
Fumé - Transparent grey
Gris transparent
Grau transparent

○ **3582-40-241**

Trasparente - Transparent
Transparent - Transparent

E27
1X40W

CE IP20



● **3582-47-125**

Ambra - Amber
Ambre - Amber

● **3582-47-126**

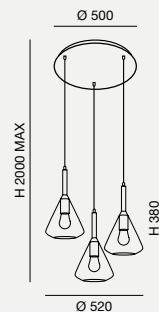
Fumé - Transparent grey
Gris transparent
Grau transparent

○ **3582-47-241**

Trasparente - Transparent
Transparent - Transparent

E27
3X40W

CE IP20







NORDAL

Struttura in metallo e vetro soffiato.
Metal frame and blown glass.
Monture en métal et verre soufflé.
Metall und geblasenes Glas.



● **3662-47-125**

Ambra - Amber
Ambre - Amber

● **3662-47-126**

Fumé - Transparent grey
Gris transparent
Grau transparent

E27
3X40W

CE   IP20







ASTON

Struttura in metallo e vetro soffiato.
Metal frame and blown glass.
Monture en métal et verre soufflé.
Metall und geblasenes Glas.



● **3585-40-125**

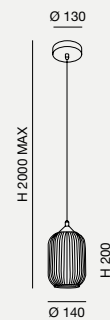
Ambra - Amber
Ambre - Amber

● **3585-40-126**

Fumé - Transparent grey
Gris transparent
Grau transparent

E27
1X40W

CE   IP20









FIORDALISO

Struttura in metallo e vetro soffiato.
Metal frame and blown glass.
Monture en métal et verre soufflé.
Metall und geblasenes Glas.



● **3583-40-125**

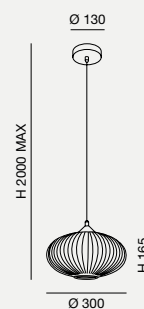
Ambra - Amber
Ambre - Amber

● **3583-40-126**

Fumé - Transparent grey
Gris transparent
Grau transparent

E27
1X40W

CE   IP20





DOCK

Struttura in metallo e vetro soffiato.
Metal frame and blown glass.
Monture en métal et verre soufflé.
Metall und geblasenes Glas.



● **3584-40-125**

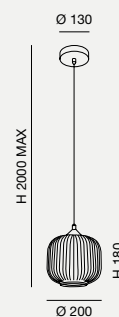
Ambra - Amber
Ambre - Amber

● **3584-40-126**

Fumé - Transparent grey
Gris transparent
Grau transparent

E27
1X40W

CE   IP20







CAMP

Struttura in metallo.
Metal frame.
Monture en métal.
Metall.

● **3677-40-101**

Nero - Black
Noir - Schwarz

○ **3677-40-102**

Bianco - White
Blanc - Weiß

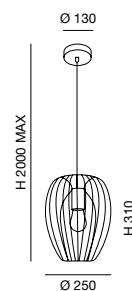
● **3677-40-225**

Oro opaco - Gold matt
Or mat - Gold edelmatt

E27

1X40W

CE IP20



● **3677-30-101**

Nero - Black
Noir - Schwarz

○ **3677-30-102**

Bianco - White
Blanc - Weiß

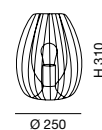
● **3677-30-225**

Oro opaco - Gold matt
Or mat - Gold edelmatt

E27

1X40W

CE IP20



Con interruttore - With switch
Avec interrupteur - Mit Schalter





GLICINE

Struttura in metallo.
Metal frame.
Monture en métal.
Metall.

● **3581-40-101**

Nero - Black
Noir - Schwarz


○ **3581-40-102**

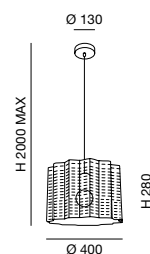
Bianco - White
Blanc - Weiß

● **3581-40-225**

Oro opaco - Gold matt
Or mat - Gold edelmatt

E27
1X60W

CE  IP20





GLICINE

Struttura in metallo.
Metal frame.
Monture en métal.
Metall.

● **3581-45-101**

Nero - Black
Noir - Schwarz




○ **3581-45-102**

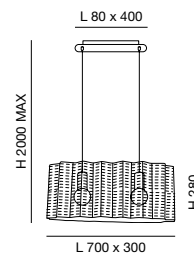
Bianco - White
Blanc - Weiß


● **3581-45-225**


Oro opaco - Gold matt
Or mat - Gold edelmatt

E27
2X60W

CE    IP20







IBIZA

Struttura in metallo e metacrilato.
Metal and methacrylate frame.
Monture en métal et métachrylate.
Metall- und Methacrylat.

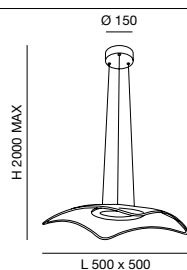
○ **3589-45-102**

Bianco - White
Blanc - Weiß

Led warm white
32W - 4000 lm

CE IP20

Dimmerabile - Dimmable
Dimmable - Dimmbar



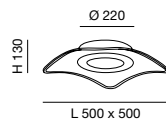
○ **3589-65-102**

Bianco - White
Blanc - Weiß

Led warm white
32W - 4000 lm

CE IP20

Dimmerabile - Dimmable
Dimmable - Dimmbar







ANGELICA

Struttura in metallo e metacrilato.
 Metal and methacrylate frame.
 Monture en métal et métachrylate.
 Metall- und Methacrylat.

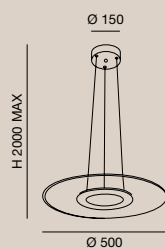
○ **3592-45-102**

Bianco - White
 Blanc - Weiß

Led warm white
 32W- 4000 lm

CE IP20

Dimmerabile - Dimmable
 Dimmable - Dimmbar



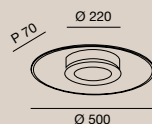
○ **3592-65-102**

Bianco - White
 Blanc - Weiß

Led warm white
 32W - 4000 lm

CE IP20

Dimmerabile - Dimmable
 Dimmable - Dimmbar





ANEMONE


Struttura in metallo e metacrilato.
Metal and methacrylate frame.
Monture en métal et métachrylate.
Metall- und Methacrylat.

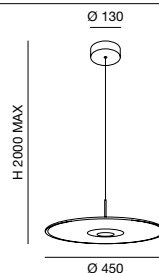
○ 3590-45-102

Bianco - White
Blanc - Weiß

Led warm white
18W - 2500 lm

CE   IP20 

 Dimmerabile - Dimmable
Dimmable - Dimmbar




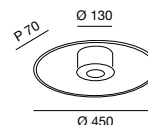
○ 3590-65-102

Bianco - White
Blanc - Weiß

Led warm white
18W - 2500 lm

CE   IP20 

 Dimmerabile - Dimmable
Dimmable - Dimmbar









LYNN

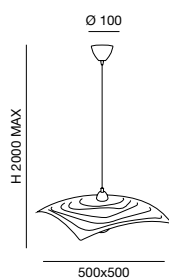
Struttura in metallo e vetro in lastra.
Metal frame and plate glass.
Monture en metal et verre plat.
Metallgestell und Glas.

○ **3062-45-102**

Bianco - White
Blanc - Weiß

E27
1X75W

CE   IP20







KENT

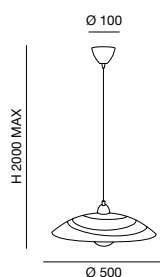
Struttura in metallo e vetro in lastra.
 Metal frame and plate glass.
 Monture en metal et verre plat.
 Metallgestell und Glas.

○ 3061-45-102

Bianco - White
 Blanc - Weiß

E27
 1X75W

CE   IP20





KENT

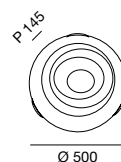
Struttura in metallo e vetro in lastra.
Metal frame and plate glass.
Monture en metal et verre plat.
Metallgestell und Glas.

○ **3061-64-102**

Bianco - White
Blanc - Weiß

E27
3X40W

CE IP20

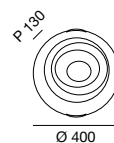


○ **3061-65-102**

Bianco - White
Blanc - Weiß

E27
2X60W

CE IP20

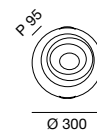


○ **3061-61-102**

Bianco - White
Blanc - Weiß

E27
1X60W

CE IP20







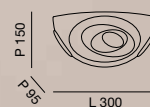
KENT

Struttura in metallo e vetro in lastra.
Metal frame and plate glass.
Monture en metal et verre plat.
Metallgestell und Glas.

○ **3061-21-102**
Bianco - White
Blanc - Weiß

E27
1X60W

CE   IP20







NAXAR

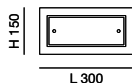
Struttura in metallo e vetro in lastra.
Metal frame and plate glass.
Monture en métal et verre plat.
Metall und Glas.

○ **3238-21-102**

Bianco - White
Blanc - Weiß

E27
1X60W



CE   IP20


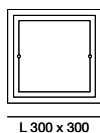


○ **3238-61-102**

Bianco - White
Blanc - Weiß

E27
2X60W



CE   IP20

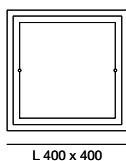


○ **3238-65-102**

Bianco - White
Blanc - Weiß

E27
2X60W

CE   IP20





MOMO

Struttura in metallo e vetro in lastra.
Metal frame and plate glass.
Monture en métal et verre plat.
Metall und Glas.

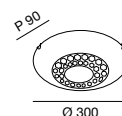


○ **3334-61-102**

Bianco - White
Blanc - Weiß

Led warm white
12W - 1260 lm

CE IP20



○ **3334-62-102**

Bianco - White
Blanc - Weiß

Led natural white
12W - 1300 lm

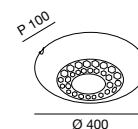
CE IP20

○ **3334-65-102**

Bianco - White
Blanc - Weiß

Led warm white
21W - 2010 lm

CE IP20



○ **3334-66-102**

Bianco - White
Blanc - Weiß

Led natural white
21W - 2070 lm

CE IP20



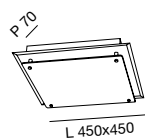


GALAXY

Struttura in metallo e vetro in lastra.
Metal frame and plate glass.
Monture en metal et verre plat.
Metallgestell und Glas.

○ **3285-65-102**

Bianco - White
Blanc - Weiß



Led natural white
21W - 2330 lm

CE IP20

○ **3285-69-102**

Bianco - White
Blanc - Weiß

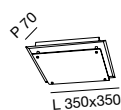


Led natural white
12W - 1300 lm

CE IP20

○ **3285-61-102**

Bianco - White
Blanc - Weiß



Led natural white
18W - 2070 lm

CE IP20





ASTROS

Struttura in metallo e vetro in lastra.
Metal frame and plate glass.
Monture en métal et verre plat.
Metall und Glas.

○ **3286-61-102**

Bianco - White
Blanc - Weiß

Led natural white
12W - 1300 lm

CE



○ **3286-62-102**

Bianco - White
Blanc - Weiß

Led warm white
12W - 1260 lm

CE

○ **3286-65-102**

Bianco - White
Blanc - Weiß

Led natural white
18W - 2070 lm

CE



○ **3286-66-102**

Bianco - White
Blanc - Weiß

Led warm white
18W - 2010 lm

CE



KYMI

Struttura in metallo e vetro in lastra.
Metal frame and plate glass.
Monture en métal et verre plat.
Metall und Glas.



○ **3287-61-102**

Bianco - White
Blanc - Weiß

Led natural white
12W - 1300 lm

CE   IP20 



○ **3287-62-102**

Bianco - White
Blanc - Weiß

Led warm white
12W - 1260 lm

CE   IP20 

○ **3287-65-102**

Bianco - White
Blanc - Weiß

Led natural white
18W - 2070 lm

CE   IP20 



○ **3287-66-102**

Bianco - White
Blanc - Weiß

Led warm white
18W - 2010 lm

CE   IP20 



KASA

Struttura in metallo.
Metal frame.
Monture en métal.
Metall.



● **3347-40-101**

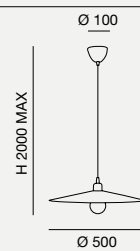
Nero - Black
Noir - Schwarz

○ **3347-40-102**

Bianco - White
Blanc - Weiß

E27
1X60W

CE   IP20





BLADE

Struttura in alluminio e policarbonato. Alimentatore incluso.

Aluminum and polycarbonate frame. Driver included.

Structure en aluminium et polycarbonate. Transformateur inclus.

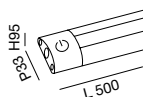
Aluminium und polycarbonat. Treiber enthalten.

○ 6725-02-092

Bianco - White
Blanc - Weiß

Led warm white
5W - 470 lm

CE



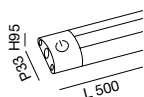
Regolazione luce al tocco - Touch dimmer
Variateur sensitif - Touchdimmer

○ 6725-04-092


Bianco - White
Blanc - Weiß

Led natural white
5W - 490 lm

CE



Regolazione luce al tocco - Touch dimmer
Variateur sensitif - Touchdimmer

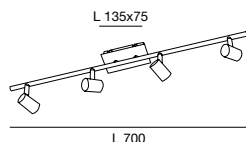


TUCSON

Struttura in metallo.
Metal frame.
Monture en métal.
Metall.

● **2937-80-178**


Nichel satinato
Satined nickel
Nickel satiné
Nickel satiniert



GU10
4X50W

CE  IP20

 Senza interruttore - Without switch
Sans interrupteur - Zonder Schalter

 Lampadina esclusa - Bulb excluded
Ampoule exclue - Leuchtmittel nicht inklusiv

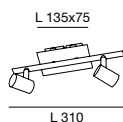


TUCSON


Struttura in metallo.
Metal frame.
Monture en métal.
Metall.

● 2937-82-178

Nichel satinato
Satined nickel
Nickel satiné
Nickel satiniert



GU10
2X50W

CE   IP20



Con doppio interruttore - With double lighting
Avec double allumage - Getrennt schaltbar

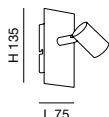


Lampadina esclusa - Bulb excluded
Ampoule exclue - Leuchtmittel nicht inklusiv



● 2937-81-178

Nichel satinato
Satined nickel
Nickel satiné
Nickel satiniert



GU10
1X50W

CE   IP20



Con interruttore - With switch
Avec interrupteur - Mit Schalter



Lampadina esclusa - Bulb excluded
Ampoule exclue - Leuchtmittel nicht inklusiv



TRANI

Struttura in plastica e pelle.
Plastic frame and leather.
Monture en plastique et cuir.
Kunststoff und Leder.

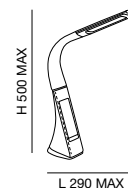
● **3380-30-101**

Nero - Black
Noir - Schwarz

Led Daylight white
5W - 300 lm

CE IP20

Regolazione luce al tocco - Touch dimmer
Variateur sensible - Touchdimmer





SORRENTO

Struttura in plastica e gomma.
 Plastic frame and rubber.
 Monture en plastique et caoutchouc.
 Kunststoff und Kautschuk.

○ **3379-30-102**

Bianco - White
 Blanc - Weiß

Led Daylight white
 + RGB 3+2W - 250 lm

CE

Regolazione luce al tocco - Touch dimmer
 Variateur sensible - Touchdimmer



**INDICE PER
CODICE PRODOTTO
ITEM CODE
INDEX**

| product code | product name | page |
|-----------------|-----------------|------|
| 2937 | TUCSON | 50 |
| 3061 | KENT | 37 |
| 3062 | LYNN | 36 |
| 3238 | NAXAR | 41 |
| 3285 | GALAXY | 44 |
| 3286 | ASTROS | 46 |
| 3287 | KYMI | 47 |
| 3334 | MOMO | 42 |
| 3347 | KASA | 48 |
| 3379 | SORRENTO | 53 |
| 3380 | TRANI | 52 |
| 3581 | GLICINE | 28 |
| 3582 | TRIS | 16 |
| 3583 | FIORDALISO | 23 |
| 3584 | DOCK | 24 |
| 3585 | ASTON | 20 |
| 3589 | IBIZA | 31 |
| 3590 | ANEMONE | 34 |
| 3592 | ANGELICA | 33 |
| 3662 | NORDAL | 18 |
| 3667 | GLOW | 12 |
| 3677 | CAMP | 26 |
| 3678 | KATY | 8 |
| 3679 | JUDY | 11 |
| 6725 | BLADE | 49 |

**INDICE
ALFABETICO
ALPHABETICAL
INDEX**

| product name | product code | page |
|-----------------|-----------------|------|
| ANEMONE | 3590 | 34 |
| ANGELICA | 3592 | 33 |
| ASTON | 3585 | 20 |
| ASTROS | 3286 | 46 |
| BLADE | 6725 | 49 |
| CAMP | 3677 | 26 |
| DOCK | 3584 | 24 |
| FIORDALISO | 3583 | 23 |
| GALAXY | 3285 | 44 |
| GLICINE | 3581 | 28 |
| GLOW | 3667 | 12 |
| IBIZA | 3589 | 31 |
| JUDY | 3679 | 11 |
| KASA | 3347 | 48 |
| KATY | 3678 | 8 |
| KENT | 3061 | 37 |
| KYMI | 3287 | 47 |
| LYNN | 3062 | 36 |
| MOMO | 3334 | 42 |
| NAXAR | 3238 | 41 |
| NORDAL | 3662 | 18 |
| SORRENTO | 3379 | 53 |
| TRANI | 3380 | 52 |
| TRIS | 3582 | 16 |
| TUCSON | 2937 | 50 |



• Tutti i prodotti FABAS LUCE che rientrano nell'ambito di applicazione della direttiva europea compatibilità elettromagnetica E.M.C. 2014/30/UE e successive modifiche e/o della direttiva europea bassa tensione B.T. 2014/35/UE e successive modifiche, soddisfano i requisiti richiesti e recano la marcatura "CE".

• All FABAS LUCE products fall within the range of application of the European electromagnetic compatibility E.M.C. directive 2014/30/UE and subsequent amendment and/or the European low voltage directive B.T. 2014/35/UE and subsequent, meet the required specifications and bear "CE" labelling.

• Tous les produits FABAS LUCE appartenant au champ d'application de la directive européenne compatibilité électromagnétique E.M.C. 2014/30/UE et modifications successives et/ou de la directive européenne basse tension B.T. 2014/35/UE et modification successive remplissent les conditions prévues et portent le marquage "CE".

• Alle Produkte von FABAS LUCE, die unter das Anwendungsgebiet der europäischen Richtlinien der elektromagnetischen Kompatibilität E.M.C. 2014/30/UE und nachfolgende Änderungen und/oder der europäischen Richtlinie der Niederspannung B.T. 2014/35/UE und nachfolgende Änderung fallen, entsprechen den erforderlichen Eigenschaften und tragen das "CE" -Kennzeichen.



• Apparecchio in cui la protezione contro la scossa elettrica si basa sull'alimentazione a bassissima tensione di sicurezza (SELV) e in cui non si producono tensioni superiori alla stessa.

• A luminaire in which protection against electric shock relies on supply at safety extra-low voltage (SELV) and in which voltages higher than those of SELV are not generated.

• Un appareil d'éclairage dans lequel la protection contre la décharge électrique se fonde sur l'approvisionnement à la très-basse tension de sûreté (SELV) et dans quelles tensions plus haut que ceux de SELV ne sont pas produits.

• Eine Beleuchtung, in der Schutz gegen Elektroschock auf Versorgungsmaterial an der sehr-niedrigen Spannung der Sicherheit (SELV) beruht und in in welchen Spannungen höher, als die von SELV werden nicht erzeugt.



• Lampada la cui protezione contro la scarica elettrica non si basa solo sull'isolamento di base dell'apparecchio, ma su un ulteriore sistema di sicurezza che consiste nel collegamento dei componenti conduttivi accessibili ad un conduttore di sicurezza (messa a terra) facente parte dell'impianto elettrico.

• Luminaire in which protection against electrical shocks is not just based on the basic insulation but also on an additional safety precautions consisting of connecting the accessible conductive parts to a safety conductor (earth), that is included in the electrical system.

• L'appareil d'éclairage dans lequel la protection contre des chocs électriques n'est pas simplement basée sur l'isolation principale mais également sur des mesures de sécurité additionnelles en consistent à relier les parties conductrices accessible à un conducteur de sûreté (la terre), celui inclus dans le système électrique.

• Leuchten in denen der Schutz gegen Stromschläge nicht nur auf der grundlegenden Isolierung basiert ist, sondern auch auf einer zusätzlichen Sicherheitsvorkehrung, bestehend aus den Anschluss der berührbaren leitfähigen Teile zu einem Schutzleiter (Erde), der in elektrischem System enthalten ist.



• Apparecchio omologato in classe II, con cablaggio a doppio isolamento. Durante l'installazione, tagliare il cavo di terra.

• Class II certified equipment, with double insulated wiring. During installation, cut earth wire.

• Appareil homologué en Classe II, avec câblage à double isolation. Pendant l'installation, couper le câble de terre.

• In Klasse II zugelassene Apparate mit doppelt isolierter Verkabelung. Während der Montage schneiden sie das Erdekabel.



• Il simbolo indica la non idoneità degli apparecchi al montaggio diretto su superfici normalmente infiammabili. ATTENZIONE: l'apparecchio non può essere installato su superfici in legno o rivestite con tappezzeria. Se vengono installate lampadine LED o fluorescenza con potenza pari o inferiore a 20W l'apparecchio è da considerarsi IDONEO a essere installato su superfici normalmente infiammabili.

• The symbol indicates that the fixture is not suitable for assembly directly on normally inflammable surfaces. WARNING: the fixture can not be fixed on wall in wood or covered by wallpaper. If they are equipped with LED or fluorescent bulbs with power equal to or less than 20W the fixture is considered SUITABLE to be installed on flammable surfaces.

• Le symbole indique que cet Appareil ne doit pas être monté directement sur des surfaces normalement inflammables. ATTENTION: l'appareil ne doit pas être monté sur les surfaces revêtu de bois ou de tapisserie (surfaces normalement inflammables). S'il est équipé avec des ampoules LED ou fluorescentes avec une puissance inférieure à ou égale à 20W l'appareil est considéré adapté pour être installé sur les surfaces inflammables.

• Die Leuchte ist nicht dazu geeignet, direkt auf normal entflammbaren Oberflächen installiert zu werden. ACHTUNG: das gerät kann nicht auf holz- oder mit tapetenpapier belegten oberflächen montiert werden. Bei Bestückung der Leuchte mit LED- oder Fluoreszenz-Leuchtmitteln mit einer Leistung von maximal 20 Watt kann das Gerät an entflammbaren Oberflächen montiert werden.



• In caso di sostituzione della lampadina, utilizzarne una auto-protetta, che non necessita di schermo di protezione.

• In case of bulb replacement, use the auto-protected one, which doesn't need any other protection glass.

• Dans le cas du remplacement de l'ampoule, utiliser l'une auto-protégée, laquelle n'a pas besoin de autre verre de protection.

• Sollte die Birne ersetzt werden, die selbstbeschützende Birne benutzen, die kein weiteres Schutzglas braucht.

IP20

• Protetto contro corpi solidi maggiori di 12 mm.

• Protected against solid objects greater than 12 mm.

• Protégé contre les corps solides supérieur à 12 mm.

• Schutz vor dem Eindringen von Stoffen mit einem Durchmesser von mehr als 12 mm.

IP40

• Protetto contro corpi solidi maggiori di 1 mm.

• Protected against solid objects greater than 1 mm.

• Protégé contre les corps solides supérieur à 1 mm.

• Schutz vor dem Eindringen von Stoffen mit einem Durchmesser von mehr als 1 mm.

IP41

• Protetto contro corpi solidi maggiori di 1 mm e contro lo stitilicidio.

• Protected against solid objects greater than 1 mm and dripping water.

• Protégé contre les corps solides supérieures à 1 mm et contre les chutes verticales de gouttes d'eau (condensation).

• Schutz vor dem Eindringen von Stoffen mit einem Durchmesser von mehr als 1 mm und vor dem Eindringen von Tropfen.

IP44

• Protetto contro corpi solidi maggiori di 1 mm e contro gli spruzzi.

• Protected against solid objects greater than 1 mm and splashing water.

• Protégé contre les corps solides supérieur à 1 mm et de giclées d'eau.

• Schutz vor dem Eindringen von Stoffen mit einem Durchmesser von mehr als 1 mm und vor dem Eindringen von Spritzwasser.

IP54

• Protetto contro la polvere e contro gli spruzzi.

• Protected against dust and splashing water.

• Protégé contre la poussière et de giclées d'eau.

• Geschützt gegen Staub und Spritzwasser.

IP65

• Totalmente protetto contro la polvere e i getti.

• Fully protected against dust and water jets.

• Totalemt protégé contre la poussière et jets d'eau.

• Kompletta staubdicht und geschützt gegen Strahlwasser.



THE NEW BRAND
OF **FABAS LUCE**

www.lamialuce.eu

© DITRE IDEAS MAKERS

graphic artwork & photo editing
Ditre.com

photo
Quasarfoto.com

printed in Italy
June 2021

È VIETATA LA RIPRODUZIONE ANCHE
PARZIALE DI QUESTO CATALOGO.
IT IS FORBIDDEN TO REPRODUCE
ANY PART OF THIS CATALOGUE.



FABAS LUCE S.p.A.
Sede

Via Luigi Talamoni, 75
20861 Brugherio (MB) Italy
Tel. 0039 039 890 69 1
0039 039 214 22 06
Fax 0039 039 214 22 08

www.fabasluce.it
info@fabasluce.it
salesdept@fabasluce.it

FABAS LUCE GmbH

Westring, 5
D-59759 Arnsberg Germany
Tel. 0049 29 32 / 8 90 16 60
Fax 0049 29 32 / 8 90 16 62
vertrieb@fabasluce.com

certificati / certificates




IT - 84134



Sistema Gestione Qualità Certificato
UNI EN ISO 9001 N°9105.FBSL





www.lamialuce.eu



CAF2021-04



8 019282 536178